

Wisconsin State Elections Board  
Canvass Summary  
Fall General Election - 11/07/2006

State Assembly, District No. 1

		DEM	REP		
Total Votes Cast		Ame Grail	Garey Bies	Scattering	
	Brown County	3,013	1,391	1,617	5
	Door County	14,283	6,494	7,771	18
	Kewaunee County	8,351	4,003	4,348	0
Office Totals :		25,647	11,888	13,736	23

Wisconsin State Elections Board  
Canvass Summary  
Fall General Election - 11/07/2006

State Assembly, District No. 2

	Total Votes Cast	REP	
		Frank G. Lasee	Scattering
Brown County	9,468	8,920	548
Kewaunee County	333	327	6
Manitowoc County	7,385	6,100	1,285
Office Totals :	17,186	15,347	1,839

Wisconsin State Elections Board  
Canvass Summary  
Fall General Election - 11/07/2006

State Assembly, District No. 3

		DEM	REP	
		Ronald Gruett	Al Ott	Scattering
Total Votes Cast				
Brown County	1,374	438	934	2
Calumet County	14,763	5,975	8,782	6
Outagamie County	8,578	3,637	4,941	0
Office Totals :	24,715	10,050	14,657	8

Wisconsin State Elections Board  
Canvass Summary  
Fall General Election - 11/07/2006

State Assembly, District No. 4

		DEM	REP	
	Total Votes Cast	Rich Langan	Phil Montgomery	Scattering
Brown County	22,392	9,822	12,530	40
Office Totals :	22,392	9,822	12,530	40

Wisconsin State Elections Board  
Canvass Summary  
Fall General Election - 11/07/2006

State Assembly, District No. 5

		DEM	REP	
		Tom Nelson	Jim Reigel	Scattering
Total Votes Cast	Brown County	6,950	3,443	3,500
	Outagamie County	15,324	10,467	4,854
	Shawano County	353	185	168
	Office Totals :	22,627	14,095	8,522
				10

Wisconsin State Elections Board  
Canvass Summary  
Fall General Election - 11/07/2006

State Assembly, District No. 6

		DEM	REP	
		Richard Liefkring	Gary Tauchen	Scattering
Oconto County	5,339	2,260	3,074	5
Outagamie County	2,853	1,230	1,623	0
Shawano County	11,554	4,357	7,195	2
Waupaca County	475	168	307	0
Office Totals :	20,221	8,015	12,199	7


Wisconsin State Elections Board  
Canvass Summary  
Fall General Election - 11/07/2006

State Assembly, District No. 7

DEM			
Total Votes Cast	Peggy Krusick		Scattering
Milwaukee County	16,250	16,072	178
Office Totals :	16,250	16,072	178

Wisconsin State Elections Board  
Canvass Summary  
Fall General Election - 11/07/2006

State Assembly, District No. 8




Milwaukee County	4,663	4,605	58
Office Totals :	4,663	4,605	58



Wisconsin State Elections Board  
Canvass Summary  
Fall General Election - 11/07/2006

State Assembly, District No. 9



Milwaukee County	10,063	9,910	153
Office Totals :	10,063	9,910	153

Wisconsin State Elections Board  
Canvass Summary  
Fall General Election - 11/07/2006

State Assembly, District No. 10

	Total Votes Cast	DEM	
		Annette Polly Williams	Scattering
Milwaukee County	13,779	13,649	130
Office Totals :	13,779	13,649	130

Wisconsin State Elections Board  
Canvass Summary  
Fall General Election - 11/07/2006

State Assembly, District No. 11

	Total Votes Cast	DEM	
		Jason Fields	Scattering
Milwaukee County	11,694	11,626	68
Office Totals :	11,694	11,626	68

Wisconsin State Elections Board  
Canvass Summary  
Fall General Election - 11/07/2006

State Assembly, District No. 12

	Total Votes Cast	DEM	
		Frederick P. Kessler	Scattering
Milwaukee County	13,359	13,193	166
Waukesha County	0	0	0
Office Totals :	13,359	13,193	166

Wisconsin State Elections Board  
Canvass Summary

Fall General Election - 11/07/2006

State Assembly, District No. 13

		DEM	REP	
		David Cullen	Rick Baas	Scattering
Milwaukee County	23,648	15,216	8,402	30
Office Totals :	23,648	15,216	8,402	30

Wisconsin State Elections Board  
Canvass Summary  
Fall General Election - 11/07/2006

State Assembly, District No. 14

		DEM	REP	
		Dave Hucke	Leah Vukmir	Scattering
Total Votes Cast				
Milwaukee County	15,526	6,714	8,778	34
Waukesha County	9,923	3,013	6,909	1
Office Totals :	25,449	9,727	15,687	35

Wisconsin State Elections Board  
Canvass Summary  
Fall General Election - 11/07/2006

State Assembly, District No. 15

DEM			
Total Votes Cast	Tony Staskunas		Scattering
Milwaukee County	14,355	13,969	386
Office Totals :	14,355	13,969	386

Wisconsin State Elections Board  
Canvass Summary  
Fall General Election - 11/07/2006

State Assembly, District No. 16

DEM			
	Total Votes Cast	Leon D. Young	Scattering
Milwaukee County	10,198	10,061	137
Office Totals :	10,198	10,061	137



Wisconsin State Elections Board  
Canvass Summary  
Fall General Election - 11/07/2006

State Assembly, District No. 17

		DEM	IND	
	Total Votes Cast	Barbara L. Toles	Christopher Brown	Scattering
Milwaukee County	15,043	13,674	1,330	39
Office Totals :	15,043	13,674	1,330	39

Wisconsin State Elections Board  
Canvass Summary  
Fall General Election - 11/07/2006

State Assembly, District No. 18

	Total Votes Cast	DEM	
		Tamara D. Grigsby	Scattering
Milwaukee County	9,848	9,718	130
Office Totals :	9,848	9,718	130

Wisconsin State Elections Board  
Canvass Summary  
Fall General Election - 11/07/2006

State Assembly, District No. 19

DEM			
Total Votes Cast	Jon Richards		Scattering
Milwaukee County	18,945	18,638	307
Office Totals :	18,945	18,638	307

Wisconsin State Elections Board  
Canvass Summary  
Fall General Election - 11/07/2006

State Assembly, District No. 20

DEM			
Total Votes Cast	Christine M. Sinicki		Scattering
Milwaukee County	15,944	15,682	262
Office Totals :	15,944	15,682	262

Wisconsin State Elections Board  
Canvass Summary  
Fall General Election - 11/07/2006

State Assembly, District No. 21

	Total Votes Cast	REP	
		Mark Honadel	Scattering
Milwaukee County	15,416	15,110	306
Office Totals :	15,416	15,110	306

Wisconsin State Elections Board  
Canvass Summary  
Fall General Election - 11/07/2006

State Assembly, District No. 22

		DEM	
		Sheldon A. Wasserman	Scattering
Total Votes Cast			
Milwaukee County	20,843	20,571	272
Office Totals :	20,843	20,571	272

Wisconsin State Elections Board  
Canvass Summary  
Fall General Election - 11/07/2006

State Assembly, District No. 23

		DEM	REP	
		Stanley F. Teplin	Jim Ott	Scattering
Milwaukee County	10,416	5,798	4,614	4
Ozaukee County	13,266	4,596	8,670	0
Washington County	0	0	0	0
Office Totals :	23,682	10,394	13,284	4

Wisconsin State Elections Board  
Canvass Summary  
Fall General Election - 11/07/2006

State Assembly, District No. 24

	Total Votes Cast	REP	
		Suzanne Jeskewitz	Scattering
Washington County	8,565	8,520	45
Waukesha County	11,763	11,651	112
Office Totals :	20,328	20,171	157



Wisconsin State Elections Board  
Canvass Summary  
Fall General Election - 11/07/2006

State Assembly, District No. 25

		DEM	REP	
	Total Votes Cast	Bob Ziegelbauer	Paul Titti	Scattering
Calumet County	874	308	564	2
Manitowoc County	19,798	10,855	7,993	950
Office Totals :	20,672	11,163	8,557	952

Wisconsin State Elections Board  
Canvass Summary  
Fall General Election - 11/07/2006

State Assembly, District No. 26

		DEM	REP	
	Total Votes Cast	Terry Van Akkeren	Job E. Hou-Seye	Scattering
Sheboygan County	18,614	13,434	5,161	19
Office Totals :	18,614	13,434	5,161	19

Wisconsin State Elections Board  
Canvass Summary  
Fall General Election - 11/07/2006

State Assembly, District No. 27

REP			
	Total Votes Cast	Steve Kestell	Scattering
Calumet County	2,267	2,265	2
Fond du Lac County	1,781	1,779	2
Manitowoc County	1,653	1,644	9
Sheboygan County	13,442	13,383	59
Office Totals :	19,143	19,071	72

Wisconsin State Elections Board  
Canvass Summary  
Fall General Election - 11/07/2006

State Assembly, District No. 28

		DEM	REP	
		Ann Hraychuck	Mark L. Pettis	Scattering
Burnett County	4,047	1,832	2,214	1
Polk County	14,869	7,764	7,093	12
St. Croix County	1,575	801	774	0
Office Totals :	20,491	10,397	10,081	13

Wisconsin State Elections Board  
Canvass Summary  
Fall General Election - 11/07/2006

State Assembly, District No. 29

		DEM	REP	
		Kerry Kittel	John Murtha	Scattering
Dunn County	6,387	3,638	2,730	19
Pierce County	1,304	708	593	3
St. Croix County	12,616	5,430	7,151	35
Office Totals :	20,307	9,776	10,474	57

Wisconsin State Elections Board  
Canvass Summary  
Fall General Election - 11/07/2006

State Assembly, District No. 30

		DEM	REP	
	Total Votes Cast			
		Dan Gorman	Kitty Rhoades	Scattering
Pierce County	9,745	4,744	4,991	10
St. Croix County	12,537	4,735	7,799	3
Office Totals :	22,282	9,479	12,790	13

Wisconsin State Elections Board  
Canvass Summary  
Fall General Election - 11/07/2006

State Assembly, District No. 31

		DEM	REP	IND	
		Scott Woods	Steve Nass	Ben Bourdo	Scattering
Jefferson County	5,455	1,927	3,440	88	0
Walworth County	7,961	2,704	4,870	379	8
Waukesha County	10,796	3,498	7,184	112	2
Office Totals :	24,212	8,129	15,494	579	10

Wisconsin State Elections Board  
Canvass Summary

Fall General Election - 11/07/2006

State Assembly, District No. 32

		DEM	REP	
	Total Votes Cast	Ryan J. Schroeder	Thomas A. Lothian	Scattering
Kenosha County	1,148	545	601	2
Walworth County	16,729	7,724	8,986	19
Office Totals :	17,877	8,269	9,587	21



Wisconsin State Elections Board  
Canvass Summary

Fall General Election - 11/07/2006

State Assembly, District No. 33

		DEM	REP	
	Total Votes Cast	Thomas Radosevich	Scott Newcomer	Scattering
Waukesha County	25,990	7,366	18,617	7
Office Totals :	25,990	7,366	18,617	7

Wisconsin State Elections Board  
Canvass Summary  
Fall General Election - 11/07/2006

State Assembly, District No. 34

		DEM	REP	
		Paul Tubbs	Dan Meyer	Scattering
Oneida County	14,087	6,759	7,324	4
Vilas County	10,506	4,038	6,456	12
Office Totals :	24,593	10,797	13,780	16

Wisconsin State Elections Board  
Canvass Summary  
Fall General Election - 11/07/2006

State Assembly, District No. 35

		REP	
		Don Friske	Scattering
Total Votes Cast			
Langlade County	4,892	4,842	50
Lincoln County	8,695	8,594	101
Marathon County	1,008	1,002	6
Oneida County	1,158	1,154	4
Office Totals :	15,753	15,592	161

Wisconsin State Elections Board  
Canvass Summary  
Fall General Election - 11/07/2006

State Assembly, District No. 36

		DEM	REP	
		Kelly S. Parrson	Jeffrey L. Mursau	Scattering
	Total Votes Cast			
Florence County	1,712	644	1,068	0
Forest County	3,292	1,564	1,727	1
Langlade County	1,403	683	720	0
Marathon County	294	162	132	0
Marinette County	7,350	2,776	4,569	5
Menominee County	960	761	198	1
Oconto County	1,906	972	934	0
Shawano County	2,361	1,272	1,088	1
Office Totals :	19,278	8,834	10,436	8

Wisconsin State Elections Board  
Canvass Summary

Fall General Election - 11/07/2006

State Assembly, District No. 37

		DEM	REP	IND	
	Total Votes Cast	Andy Jorgensen	Greg Gasper	Ivan J. Davis	Scattering
Dane County	3,404	2,091	1,206	105	2
Jefferson County	18,581	8,938	8,738	898	7
Office Totals :	21,985	11,029	9,944	1,003	9

Wisconsin State Elections Board  
Canvass Summary  
Fall General Election - 11/07/2006

State Assembly, District No. 38

		DEM	REP	
		Dwayne Block	Joel Kleefisch	Scattering
Total Votes Cast				
Columbia County	1,791	915	876	0
Dodge County	8,779	2,943	5,832	4
Jefferson County	5,483	1,703	3,777	3
Waukesha County	7,181	2,210	4,967	4
Office Totals :	23,234	7,771	15,452	11

Wisconsin State Elections Board  
Canvass Summary  
Fall General Election - 11/07/2006

State Assembly, District No. 39

		DEM	REP	
	Total Votes Cast	Jeanette Frei Clawson	Jeff Fitzgerald	Scattering
Columbia County	179	38	141	0
Dodge County	18,751	7,059	11,682	10
Office Totals :	18,930	7,097	11,823	10

Wisconsin State Elections Board  
Canvass Summary  
Fall General Election - 11/07/2006

State Assembly, District No. 40

		DEM	REP	
	Total Votes Cast	Dan Naylor	Kevin David Petersen	Scattering
Outagamie County	1,958	834	1,124	0
Shawano County	6	2	4	0
Waupaca County	17,852	8,544	9,302	6
Office Totals :	19,816	9,380	10,430	6



Wisconsin State Elections Board  
Canvass Summary  
Fall General Election - 11/07/2006

State Assembly, District No. 41

		DEM	REP	CON	
		Maura Robinson	Joan A. Ballweg	James E. Trostenson	Scattering
Fond du Lac County	4,590	1,462	2,992	135	1
Green Lake County	7,776	1,902	5,512	357	5
Marquette County	1,160	429	703	28	0
Waupaca County	568	189	365	14	0
Waushara County	7,035	2,467	4,057	508	3
Office Totals :	21,129	6,449	13,629	1,042	9

Wisconsin State Elections Board  
Canvass Summary  
Fall General Election - 11/07/2006

State Assembly, District No. 42

		DEM	REP	
	Total Votes Cast	Tim Henney	J.A. Hines	Scattering
Adams County	816	374	442	0
Columbia County	8,010	3,873	4,133	4
Marquette County	4,138	1,501	2,634	3
Sauk County	7,577	3,787	3,780	10
Office Totals :	20,541	9,535	10,989	17

Wisconsin State Elections Board  
Canvass Summary  
Fall General Election - 11/07/2006

State Assembly, District No. 43

		DEM	REP	
	Total Votes Cast	Kim Hixson	Debi Townes	Scattering
Dane County	4	1	3	0
Jefferson County	848	488	357	3
Rock County	15,497	7,451	8,030	16
Walworth County	4,250	2,349	1,889	12
Office Totals :	20,599	10,289	10,279	31

Wisconsin State Elections Board  
Canvass Summary

Fall General Election - 11/07/2006

State Assembly, District No. 44

		DEM	REP	
		Mike Sheridan	Fred E. Yoss	Scattering
Total Votes Cast				
Rock County	19,054	13,204	5,834	16
Office Totals :	19,054	13,204	5,834	16

Wisconsin State Elections Board  
Canvass Summary  
Fall General Election - 11/07/2006

State Assembly, District No. 45

	Total Votes Cast	DEM	
		Chuck Benedict	Scattering
Rock County	13,213	13,104	109
Walworth County	526	513	13
Office Totals :	13,739	13,617	122

Wisconsin State Elections Board  
Canvass Summary  
Fall General Election - 11/07/2006

State Assembly, District No. 46

	Total Votes Cast	DEM	
		Gary Hebl	Scattering
Dane County	19,638	19,453	185
Office Totals :	19,638	19,453	185

Wisconsin State Elections Board  
Canvass Summary  
Fall General Election - 11/07/2006

State Assembly, District No. 47

		DEM	REP	
		Meagan Yost	Eugene Hahn	Scattering
Columbia County	11,841	5,592	6,235	14
Dane County	11,599	6,028	5,561	10
Sauk County	617	319	297	1
Office Totals :	24,057	11,939	12,093	25

Wisconsin State Elections Board  
Canvass Summary  
Fall General Election - 11/07/2006

State Assembly, District No. 48

		DEM		REP			
		Joseph T. Parisi		Dan Long		Scattering	
Dane County	Total Votes Cast	27,509	20,787	6,700	22		
Office Totals :		27,509	20,787	6,700	22		



Wisconsin State Elections Board  
Canvass Summary  
Fall General Election - 11/07/2006

State Assembly, District No. 49

		DEM	REP	IND	
		Phil Garthwaite	Gabe Loeffelholz	John Murphy	Scattering
Grant County	16,615	8,486	7,604	515	10
Iowa County	60	29	29	2	0
Lafayette County	558	345	205	8	0
Richland County	842	394	428	20	0
Office Totals :	18,075	9,254	8,266	545	10

Wisconsin State Elections Board  
Canvass Summary  
Fall General Election - 11/07/2006

State Assembly, District No. 50

		DEM	REP	
		Will Buros	Sheryl K. Albers	Scattering
Juneau County	8,079	3,402	4,675	2
Monroe County	504	226	278	0
Richland County	3,339	1,572	1,767	0
Sauk County	7,294	3,069	4,221	4
Office Totals :	19,216	8,269	10,941	6

Wisconsin State Elections Board  
Canvass Summary  
Fall General Election - 11/07/2006

State Assembly, District No. 51

		DEM	REP	
		Steve Hilgenberg	Stephen J. Freese	Scattering
Total Votes Cast				
Iowa County	8,875	5,081	3,794	0
Lafayette County	4,945	2,191	2,753	1
Richland County	1,013	513	500	0
Sauk County	6,137	3,384	2,750	3
Office Totals :	20,970	11,169	9,797	4

Wisconsin State Elections Board  
Canvass Summary  
Fall General Election - 11/07/2006

State Assembly, District No. 52

	Total Votes Cast	REP	
		John Townsend	Scattering
Fond du Lac County	14,683	14,588	95
Office Totals :	14,683	14,588	95

Wisconsin State Elections Board  
Canvass Summary  
Fall General Election - 11/07/2006

State Assembly, District No. 53

	Total Votes Cast	REP	
		Carol Owens	Scattering
Dodge County	1,278	1,265	13
Fond du Lac County	5,941	5,898	43
Winnebago County	8,838	8,612	226
Office Totals :	16,057	15,775	282

Wisconsin State Elections Board  
Canvass Summary  
Fall General Election - 11/07/2006

State Assembly, District No. 54

		DEM	REP	
	Total Votes Cast	Gordon Hintz	Julie Pung Leschke	Scattering
Winnebago County	21,494	13,351	8,109	34
Office Totals :	21,494	13,351	8,109	34

Wisconsin State Elections Board  
Canvass Summary  
Fall General Election - 11/07/2006

State Assembly, District No. 55

		DEM	REP	
	Total Votes Cast	Mark Westphal	Dean R. Kaufert	Scattering
Winnebago County	19,997	9,585	10,396	16
Office Totals :	19,997	9,585	10,396	16

Wisconsin State Elections Board  
Canvass Summary  
Fall General Election - 11/07/2006

State Assembly, District No. 56

		DEM	REP	
		Susan Garcia Franz	Roger J. Roth, Jr.	Scattering
Outagamie County	16,146	6,423	9,717	6
Winnebago County	10,062	4,299	5,755	8
Office Totals :	26,208	10,722	15,472	14



Wisconsin State Elections Board  
Canvass Summary  
Fall General Election - 11/07/2006

State Assembly, District No. 57

		DEM	REP	
		Penny Bernard Schaber	Steve Wieckert	Scattering
Outagamie County	22,097	10,329	11,750	18
Office Totals :	22,097	10,329	11,750	18

Wisconsin State Elections Board  
Canvass Summary  
Fall General Election - 11/07/2006

State Assembly, District No. 58

	Total Votes Cast	REP	
		Pat Strachota	Scattering
Washington County	18,404	18,295	109
Office Totals :	18,404	18,295	109

Wisconsin State Elections Board  
Canvass Summary  
Fall General Election - 11/07/2006

State Assembly, District No. 59

	Total Votes Cast	REP	
		Daniel LeMahieu	Scattering
Dodge County	734	732	2
Fond du Lac County	2,968	2,960	8
Ozaukee County	2,824	2,807	17
Sheboygan County	9,013	8,969	44
Washington County	4,376	4,355	21
Office Totals :	19,915	19,823	92

Wisconsin State Elections Board  
Canvass Summary  
Fall General Election - 11/07/2006

State Assembly, District No. 60

	Total Votes Cast	REP	
		Mark Gottlieb	Scattering
Ozaukee County	17,979	17,815	164
Washington County	1,656	1,651	5
Office Totals :	19,635	19,466	169

Wisconsin State Elections Board  
Canvass Summary  
Fall General Election - 11/07/2006

State Assembly, District No. 61

	Total Votes Cast	DEM	
		Robert Turner	Scattering
Racine County	11,539	11,431	108
Office Totals :	11,539	11,431	108

Wisconsin State Elections Board  
Canvass Summary

Fall General Election - 11/07/2006

State Assembly, District No. 62

		DEM	REP		
		Cory Mason	Van H. Wanggaard	Scattering	
Racine County	Total Votes Cast	19,671	10,302	9,363	6
Office Totals :		19,671	10,302	9,363	6

Wisconsin State Elections Board  
Canvass Summary

Fall General Election - 11/07/2006

State Assembly, District No. 63

		DEM	REP	
	Total Votes Cast	Tim Daley	Robin J. Vos	Scattering
Racine County	24,637	10,304	14,329	4
Office Totals :	24,637	10,304	14,329	4

Wisconsin State Elections Board  
Canvass Summary  
Fall General Election - 11/07/2006

State Assembly, District No. 64

DEM			
Total Votes Cast	Jim Kreuser		Scattering
Kenosha County	12,220	12,058	162
Office Totals :	12,220	12,058	162



Wisconsin State Elections Board  
Canvass Summary  
Fall General Election - 11/07/2006

State Assembly, District No. 65

	Total Votes Cast	DEM	
		John P. Steinbrink	Scattering
Kenosha County	14,339	13,893	446
Office Totals :	14,339	13,893	446

Wisconsin State Elections Board  
Canvass Summary  
Fall General Election - 11/07/2006

State Assembly, District No. 66

	Total Votes Cast	REP	WGR	
		Samantha Kerkman	Larry A. Harding	
Kenosha County	12,034	9,075	2,934	25
Racine County	5,075	4,235	839	1
Walworth County	0	0	0	0
Office Totals :	17,109	13,310	3,773	26

Wisconsin State Elections Board  
Canvass Summary  
Fall General Election - 11/07/2006

State Assembly, District No. 67

		DEM	REP	
	Total Votes Cast	Roberta Rasmus	Jeff Wood	Scattering
Barron County	820	348	472	0
Chippewa County	13,546	6,197	7,347	2
Dunn County	6,504	3,052	3,450	2
Office Totals :	20,870	9,597	11,269	4

Wisconsin State Elections Board  
Canvass Summary  
Fall General Election - 11/07/2006

State Assembly, District No. 68

		DEM	REP	
		Michael A. Turner	Terry Moulton	Scattering
Chippewa County	6,139	2,640	3,497	2
Eau Claire County	15,608	7,954	7,646	8
Office Totals :	21,747	10,594	11,143	10

Wisconsin State Elections Board  
Canvass Summary  
Fall General Election - 11/07/2006

State Assembly, District No. 69

		DEM	REP	
		Timothy F. Swiggum	Scott Suder	Scattering
Chippewa County	1,937	694	1,243	0
Clark County	10,944	3,890	7,048	6
Eau Claire County	131	51	80	0
Marathon County	5,214	1,852	3,360	2
Taylor County	124	53	71	0
Wood County	644	230	414	0
Office Totals :	18,994	6,770	12,216	8

Wisconsin State Elections Board  
Canvass Summary  
Fall General Election - 11/07/2006

State Assembly, District No. 70

	Total Votes Cast	DEM	REP	
		Amy Sue Vruwink	Dennis Juncer	
				Scattering
Marathon County	154	96	58	0
Portage County	5,974	4,368	1,605	1
Wood County	15,336	9,814	5,517	5
Office Totals :	21,464	14,278	7,180	6

Wisconsin State Elections Board  
Canvass Summary  
Fall General Election - 11/07/2006

State Assembly, District No. 71

		DEM	REP	
		Louis John Molepske, Jr.	Daron L. Jensen	Scattering
Portage County	20,596	14,699	5,878	19
Waushara County	1,478	779	699	0
Office Totals :	22,074	15,478	6,577	19

Wisconsin State Elections Board  
Canvass Summary  
Fall General Election - 11/07/2006

State Assembly, District No. 72

		DEM	REP	
		Marlin D. Schneider	Les Stewart	Scattering
Total Votes Cast				
Adams County	6,836	4,295	2,540	1
Marquette County	677	369	308	0
Portage County	553	358	194	1
Wood County	13,366	8,537	4,824	5
Office Totals :	21,432	13,559	7,866	7



Wisconsin State Elections Board  
Canvass Summary  
Fall General Election - 11/07/2006

State Assembly, District No. 73

	Total Votes Cast	DEM	
		Frank Boyle	Scattering
Burnett County	1,480	1,473	7
Douglas County	12,084	11,856	228
Washburn County	1,611	1,597	14
Office Totals :	15,175	14,926	249

Wisconsin State Elections Board  
Canvass Summary  
Fall General Election - 11/07/2006

State Assembly, District No. 74

		DEM	REP	
		Gary E. Sherman	Shirl LaBarre	Scattering
Ashland County	6,094	4,151	1,940	3
Bayfield County	7,201	4,731	2,467	3
Iron County	2,691	1,740	941	10
Sawyer County	5,742	2,968	2,773	1
Office Totals :	21,728	13,590	8,121	17

Wisconsin State Elections Board  
Canvass Summary  
Fall General Election - 11/07/2006

State Assembly, District No. 75

		DEM	REP	
		Mary Hubler	Dari Mc Donald	Scattering
Barron County	15,491	9,535	5,944	12
Polk County	602	396	206	0
Washburn County	4,005	2,451	1,553	1
Office Totals :	20,098	12,382	7,703	13

Wisconsin State Elections Board  
Canvass Summary  
Fall General Election - 11/07/2006

State Assembly, District No. 76

	Total Votes Cast	DEM	
		Terese Berceau	Scattering
Dane County	22,622	22,404	218
Office Totals :	22,622	22,404	218


Wisconsin State Elections Board  
Canvass Summary  
Fall General Election - 11/07/2006

State Assembly, District No. 77

	Total Votes Cast	DEM	
		Spencer Black	Scattering
Dane County	22,251	22,058	193
Office Totals :	22,251	22,058	193

Wisconsin State Elections Board  
Canvass Summary  
Fall General Election - 11/07/2006

State Assembly, District No. 78



Dane County	22,163	21,906	257
Office Totals :	22,163	21,906	257

Wisconsin State Elections Board  
Canvass Summary  
Fall General Election - 11/07/2006

State Assembly, District No. 79

DEM			
Total Votes Cast	Sondy Pope-Roberts		Scattering
Dane County	23,321	23,117	204
Office Totals :	23,321	23,117	204

Wisconsin State Elections Board  
Canvass Summary  
Fall General Election - 11/07/2006

State Assembly, District No. 80

		DEM	REP	
		Janis Ringhand	Brett Davis	Scattering
	Total Votes Cast			
Dane County	6,364	3,493	2,870	1
Green County	13,203	5,822	7,375	6
Lafayette County	292	106	186	0
Rock County	2,853	1,805	1,045	3
Office Totals :	22,712	11,226	11,476	10



Wisconsin State Elections Board  
Canvass Summary  
Fall General Election - 11/07/2006

State Assembly, District No. 81

	Total Votes Cast	DEM	
		Dave Travis	Scattering
Dane County	19,616	19,501	115
Office Totals :	19,616	19,501	115

Wisconsin State Elections Board  
Canvass Summary  
Fall General Election - 11/07/2006

State Assembly, District No. 82

	Total Votes Cast	REP	
		Jeff Stone	Scattering
Milwaukee County	17,691	17,420	271
Office Totals :	17,691	17,420	271

Wisconsin State Elections Board  
Canvass Summary  
Fall General Election - 11/07/2006

State Assembly, District No. 83

		DEM	REP	
		Donald G. Herron	Scott L. Gunderson	Scattering
	Total Votes Cast			
Racine County	4,460	1,334	3,125	1
Walworth County	3,327	1,081	2,245	1
Waukesha County	17,828	5,630	12,195	3
Office Totals :	25,615	8,045	17,565	5

Wisconsin State Elections Board  
Canvass Summary  
Fall General Election - 11/07/2006

State Assembly, District No. 84

	Total Votes Cast	REP	
		Mark Gundrum	Scattering
Milwaukee County	2,552	2,492	60
Waukesha County	17,072	16,930	142
Office Totals :	19,624	19,422	202

Wisconsin State Elections Board  
Canvass Summary  
Fall General Election - 11/07/2006

State Assembly, District No. 85

		DEM	REP	
	Total Votes Cast	Donna Seidel	Bryan Rasmussen	Scattering
Marathon County	19,630	12,683	6,942	5
Shawano County	202	119	83	0
Office Totals :	19,832	12,802	7,025	5

Wisconsin State Elections Board  
Canvass Summary  
Fall General Election - 11/07/2006

State Assembly, District No. 86

		DEM	REP	
		Gary L. Adams	Jerry J. Petrovski	Scattering
Marathon County	20,998	7,375	13,620	3
Portage County	522	294	228	0
Shawano County	553	229	324	0
Office Totals :	22,073	7,898	14,172	3

Wisconsin State Elections Board  
Canvass Summary  
Fall General Election - 11/07/2006

State Assembly, District No. 87

		DEM	REP	
	Total Votes Cast	Dewey Floberg	Mary Williams	Scattering
Marathon County	749	326	423	0
Price County	6,293	3,413	2,877	3
Rusk County	5,669	3,402	2,267	0
Sawyer County	420	188	232	0
Taylor County	7,155	2,702	4,452	1
Office Totals :	20,286	10,031	10,251	4

Wisconsin State Elections Board  
Canvass Summary

Fall General Election - 11/07/2006

State Assembly, District No. 88

		DEM	REP	
	Total Votes Cast	Jim Soletski	Judy Krawczyk	Scattering
Brown County	17,799	8,928	8,849	22
Office Totals :	17,799	8,928	8,849	22



Wisconsin State Elections Board  
Canvass Summary  
Fall General Election - 11/07/2006

State Assembly, District No. 89

		DEM	REP	
		Randy Koehn	John Nygren	Scattering
Total Votes Cast				
Brown County	6,237	2,743	3,479	15
Marinette County	9,085	4,132	4,947	6
Oconto County	6,544	3,127	3,402	15
Shawano County	25	9	16	0
Office Totals :	21,891	10,011	11,844	36

Wisconsin State Elections Board  
Canvass Summary

Fall General Election - 11/07/2006

State Assembly, District No. 90

		DEM	REP								
		<table><tr><td rowspan="3">Total Votes Cast</td><td rowspan="3">DEM</td><td rowspan="2">REP</td><td rowspan="2"></td></tr><tr></tr><tr><td>Gary Froseth</td><td>Karl Van Roy</td><td>Scattering</td></tr></table>			Total Votes Cast	DEM	REP		Gary Froseth	Karl Van Roy	Scattering
Total Votes Cast	DEM	REP									
		Gary Froseth	Karl Van Roy	Scattering							
Brown County	20,114	8,932	11,155	27							
Office Totals :	20,114	8,932	11,155	27							

Wisconsin State Elections Board  
Canvass Summary  
Fall General Election - 11/07/2006

State Assembly, District No. 91

		DEM	REP	
		Barbara Gronemus	David Anderson	Scattering
	Total Votes Cast			
Buffalo County	5,241	3,722	1,519	0
Jackson County	340	260	80	0
Pepin County	2,426	1,702	724	0
Pierce County	2,710	1,609	1,100	1
Trempealeau County	9,339	6,645	2,685	9
Office Totals :	20,056	13,938	6,108	10

Wisconsin State Elections Board  
Canvass Summary  
Fall General Election - 11/07/2006

State Assembly, District No. 92

		DEM	REP	
		Curtis Miller	Terry M. Musser	Scattering
Clark County	322	139	183	0
Eau Claire County	1,144	578	565	1
Jackson County	6,492	3,232	3,259	1
Monroe County	10,398	4,466	5,915	17
Office Totals :	18,356	8,415	9,922	19

Wisconsin State Elections Board  
Canvass Summary  
Fall General Election - 11/07/2006

State Assembly, District No. 93

		DEM	REP	
		Jeff Smith	Rob Kreibich	Scattering
	Total Votes Cast			
Dunn County	1,448	718	730	0
Eau Claire County	21,354	10,825	10,514	15
Pepin County	476	238	238	0
Pierce County	174	91	83	0
Office Totals :	23,452	11,872	11,565	15

Wisconsin State Elections Board  
Canvass Summary  
Fall General Election - 11/07/2006

State Assembly, District No. 94

		DEM	REP	IND	
	Total Votes Cast	James Kinsman	Mike Huebsch	John Sarnowski	Scattering
LaCrosse County	21,661	7,858	12,484	1,305	14
Monroe County	641	201	433	7	0
Office Totals :	22,302	8,059	12,917	1,312	14

Wisconsin State Elections Board  
Canvass Summary  
Fall General Election - 11/07/2006

State Assembly, District No. 95

	Total Votes Cast	DEM	
		Jennifer Shilling	Scattering
LaCrosse County	16,178	15,925	253
Office Totals :	16,178	15,925	253

Wisconsin State Elections Board  
Canvass Summary  
Fall General Election - 11/07/2006

State Assembly, District No. 96

		DEM	REP	
		Gail A. Frie	Lee Nerison	Scattering
Crawford County	6,213	3,121	3,092	0
Monroe County	1,722	754	967	1
Richland County	1,040	532	508	0
Vernon County	10,263	5,059	5,201	3
Office Totals :	19,238	9,466	9,768	4



Wisconsin State Elections Board  
Canvass Summary

Fall General Election - 11/07/2006

State Assembly, District No. 97

		DEM	REP	
	Total Votes Cast	Steven D. Schmuki	Bill Kramer	Scattering
Waukesha County	19,087	8,419	10,656	12
Office Totals :	19,087	8,419	10,656	12

Wisconsin State Elections Board  
Canvass Summary  
Fall General Election - 11/07/2006

State Assembly, District No. 98

		DEM	REP					
		<table><tr><td rowspan="2">Total Votes Cast</td><td rowspan="2">Sterling Lynk</td><td rowspan="2">Rich Zipperer</td><td rowspan="2">Scattering</td></tr><tr></tr></table>			Total Votes Cast	Sterling Lynk	Rich Zipperer	Scattering
Total Votes Cast	Sterling Lynk	Rich Zipperer	Scattering					
Waukesha County	27,057	7,841	19,204	12				
Office Totals :	27,057	7,841	19,204	12				

Wisconsin State Elections Board  
Canvass Summary  
Fall General Election - 11/07/2006

State Assembly, District No. 99

	REP		
Total Votes Cast	Don Pridemore	Scattering	
Dodge County	0	0	0
Washington County	8,562	8,513	49
Waukesha County	11,980	11,931	49
Office Totals :	20,542	20,444	98