

Wisconsin State Elections Board
Canvass - Reporting Unit Detail
Fall Democratic Primary Election - 09/12/2006

Adams County District Attorney

DEM	DEM
Mark D. Thibodeau	Scattering

Adams County

Adams Town Wards 1 & 2	161	0
Big Flats Town	113	0
Colburn Town	25	0
Dell Prairie Town Wards 1 & 2	67	0
Easton Town Wards 1 & 2	86	1
Jackson Town	51	0
Leola Town	14	0
Lincoln Town	30	0
Monroe Town	98	1
New Chester Town Wards 1 & 2	70	1
New Haven Town	54	0
Preston Town Wards 1 - 3	205	0
Quincy Town Wards 1 & 2	147	0
Richfield Town	25	0
Rome Town Wards 1 - 5	239	1
Springville Town Wards 1 & 2	93	0
Strong's Prairie Town Wards 1 & 2	143	0
Friendship Village	77	0
Adams City Wards 1 - 5	169	1
Wisconsin Dells City Ward 5	1	0

County Totals : 1,873 1,868 5

Office Totals : 1,873 1,868 5

Wisconsin State Elections Board
Canvass - Reporting Unit Detail
Fall Democratic Primary Election - 09/12/2006

Barron County District Attorney

DEM	DEM
Angela L. Holmstrom	Scattering

Barron County

Almena Town Wards 1 - 3	62	0
Arland Town	50	0
Barron Town Wards 1 & 2	75	2
Bear Lake Town	49	0
Cedar Lake Town	102	0
Chetek Town Wards 1 - 3	200	0
Clinton Town Wards 1 & 2	66	0
Crystal Lake Town	90	0
Cumberland Town	104	0
Dallas Town Wards 1 & 2	64	0
Dovre Town	62	2
Doyle Town	34	0
Lakeland Town Wards 1 & 2	109	0
Maple Grove Town Wards 1 - 3	185	1
Maple Plain Town	79	0
Oak Grove Town Wards 1 & 2	85	1
Prairie Farm Town Wards 1 & 2	52	0
Prairie Lake Town Wards 1 & 2	153	0
Rice Lake Town Wards 1 - 4	231	3
Sioux Creek Town	69	1
Stanfold Town	69	0
Stanley Town Wards 1 - 3	178	2
Sumner Town Wards 1 & 2	72	1
Turtle Lake Town	20	0
Vance Creek Town	39	0
Almena Village	35	0
Cameron Village Wards 1 & 2	130	0
Dallas Village	33	0

Wisconsin State Elections Board
Canvass - Reporting Unit Detail
Fall Democratic Primary Election - 09/12/2006

Barron County District Attorney

DEM	DEM
Angela L. Holmstrom	Scattering

Barron County

Haugen Village	33	0
New Auburn Village Ward 2	2	0
Prairie Farm Village	55	0
Turtle Lake Village Ward 1	40	0
Barron City Wards 1 - 7	272	0
Chetek City Wards 1 - 4	200	3
Cumberland City Wards 1 - 5	345	0
Rice Lake City Wards 1 - 17	671	4

County Totals :	4,135	4,115	20
Office Totals :	4,135	4,115	20

Wisconsin State Elections Board
Canvass - Reporting Unit Detail
Fall Democratic Primary Election - 09/12/2006

Buffalo County District Attorney

DEM	DEM
Thomas Clark	Scattering

Buffalo County

Alma Town	39	0
Belvidere Town	42	1
Buffalo Town	42	0
Canton Town	20	0
Cross Town	21	0
Dover Town	33	0
Gilmanton Town	29	0
Glencoe Town	21	1
Lincoln Town	31	0
Maxville Town	23	1
Milton Town	39	0
Modena Town	18	0
Mondovi Town Wards 1 & 2	24	0
Montana Town	19	0
Naples Town	28	1
Nelson Town	49	0
Waumandee Town	23	0
Cochrane Village	38	0
Nelson Village	34	0
Alma City Wards 1 & 2	80	1
Buffalo City	99	0
Fountain City City Wards 1 & 2	66	0
Mondovi City Wards 1 - 3	153	2

County Totals :	978	971	7
Office Totals :	978	971	7

Wisconsin State Elections Board
Canvass - Reporting Unit Detail
Fall Democratic Primary Election - 09/12/2006

Burnett County District Attorney

DEM	DEM
Kenneth L. Kutz	Scattering

Burnett County

Anderson Town	18	0
Blaine Town	14	0
Daniels Town	23	0
Dewey Town	17	0
Grantsburg Town Wards 1 - 3	30	0
Jackson Town	68	0
La Follette Town Wards 1 & 2	19	0
Lincoln Town	14	0
Meenon Town Wards 1 - 3	35	0
Oakland Town Wards 1 & 2	36	0
Roosevelt Town	8	0
Rusk Town Wards 1 & 2	34	0
Sand Lake Town	26	1
Scott Town Wards 1 & 2	39	0
Siren Town Wards 1 - 3	31	0
Swiss Town Wards 1 & 2	31	0
Trade Lake Town Wards 1 & 2	39	3
Union Town	18	0
Webb Lake Town	23	0
West Marshland Town Wards 1 & 2	9	0
Wood River Town Wards 1 & 2	50	0
Grantsburg Village Wards 1 & 2	57	0
Siren Village Wards 1 & 2	26	0
Webster Village	29	0

County Totals : 698 694 4

Office Totals : 698 694 4

Wisconsin State Elections Board
Canvass - Reporting Unit Detail
Fall Democratic Primary Election - 09/12/2006

Clark County District Attorney

DEM	DEM
Darwin L. Zwieg	Scattering

Clark County

Beaver Town Wards 1 & 2	21	0
Butler Town	6	0
Colby Town	26	0
Dewhurst Town	33	0
Eaton Town Wards 1 & 2	19	0
Foster Town	11	0
Fremont Town Wards 1 & 2	24	0
Grant Town Wards 1 & 2	47	0
Green Grove Town	19	0
Hendren Town	36	0
Hewett Town Wards 1 & 2	38	0
Hixon Town Wards 1 & 2	32	0
Hoard Town Wards 1 & 2	29	0
Levis Town Wards 1 & 2	53	0
Longwood Town Wards 1 & 2	26	0
Loyal Town Wards 1 & 2	17	0
Lynn Town Wards 1 & 2	15	0
Mayville Town Wards 1 & 2	25	0
Mead Town	26	0
Mentor Town	33	0
Pine Valley Town Wards 1 & 2	104	0
Reseburg Town Wards 1 & 2	25	0
Seif Town	32	0
Sherman Town	27	0
Sherwood Town	31	0
Thorp Town	20	0
Unity Town	18	1
Warner Town Wards 1 & 2	33	0

Wisconsin State Elections Board
Canvass - Reporting Unit Detail
Fall Democratic Primary Election - 09/12/2006

Clark County District Attorney

DEM	DEM
Darwin L. Zwieg	Scattering

Clark County

Washburn Town Wards 1 & 2	23	0
Weston Town Wards 1 & 2	71	0
Withee Town	12	0
Worden Town Ward 1	15	0
Worden Town Ward 2	3	0
York Town	40	2
Curtiss Village	9	0
Dorchester Village Ward 1	27	0
Granton Village	25	0
Unity Village Ward 2	3	0
Withee Village	38	0
Abbotsford City Ward 2	12	0
Abbotsford City Ward 3	21	0
Abbotsford City Ward 4	30	0
Colby City Ward 2	16	0
Colby City Ward 3	24	0
Colby City Ward 4	8	0
Greenwood City Ward 1	31	0
Greenwood City Ward 2	19	0
Loyal City Wards 1 - 3	63	0
Neillsville City Ward 1	50	0
Neillsville City Ward 2	48	0
Neillsville City Ward 3	61	0
Neillsville City Ward 4	45	0
Neillsville City Ward 5	37	0
Owen City Ward 1	31	0
Owen City Ward 2	12	0
Owen City Ward 3	18	0

Wisconsin State Elections Board
Canvass - Reporting Unit Detail
Fall Democratic Primary Election - 09/12/2006

Clark County District Attorney

DEM	DEM
Darwin L. Zwieg	Scattering

Clark County

Stanley City Ward 5	1	0
Thorp City Ward 1	19	0
Thorp City Ward 2	18	0
Thorp City Ward 3	9	0
Thorp City Ward 4	9	0
Thorp City Ward 5	20	0
Thorp City Ward 6	7	0

County Totals :	1,704	1,701	3
Office Totals :	1,704	1,701	3

Wisconsin State Elections Board
Canvass - Reporting Unit Detail
Fall Democratic Primary Election - 09/12/2006

Crawford County District Attorney

DEM	DEM
Timothy C. Baxter	Scattering

Crawford County

Bridgeport Town	142	1
Clayton Town Wards 1 - 3	169	0
Eastman Town Wards 1 & 2	105	0
Freeman Town	91	0
Haney Town	41	0
Marietta Town	55	0
Prairie du Chien Town	128	0
Scott Town	53	0
Seneca Town	184	1
Utica Town	126	1
Wauzeka Town Wards 1 & 2	52	1
Bell Center Village	13	2
De Soto Village Ward 2	12	0
Eastman Village	59	0
Ferryville Village	52	0
Gays Mills Village	106	0
Lynxville Village	50	0
Mount Sterling Village	36	1
Soldiers Grove Village	141	0
Steuben Village	21	0
Wauzeka Village	84	0
Prairie du Chien City Ward 1	160	2
Prairie du Chien City Wards 2 & 3	120	3
Prairie du Chien City Wards 4 & 5	118	1
Prairie du Chien City Ward 6	145	0
Prairie du Chien City Wards 7 & 8	172	0
Prairie du Chien City Ward 9	163	0

Wisconsin State Elections Board
Canvass - Reporting Unit Detail
Fall Democratic Primary Election - 09/12/2006

Crawford County District Attorney

DEM	DEM
Timothy C. Baxter	Scattering

County Totals : 2,611 2,598 13

Office Totals : 2,611 2,598 13

Wisconsin State Elections Board
Canvass - Reporting Unit Detail
Fall Democratic Primary Election - 09/12/2006

Dane County District Attorney

DEM	DEM
Brian Blanchard	Scattering

Dane County

Albion Town Wards 1 & 2	102	1
Berry Town Wards 1 & 2	107	0
Black Earth Town	54	0
Blooming Grove Town Wards 1 - 3	148	0
Blue Mounds Town	72	0
Bristol Town Wards 1 - 3	217	0
Burke Town Wards 1 - 4	201	1
Christiana Town Wards 1 & 2	104	0
Cottage Grove Town Wards 1 - 5	251	0
Cross Plains Town Wards 1 & 2	165	0
Dane Town	49	0
Deerfield Town Wards 1 & 2	87	0
Dunkirk Town Wards 1 - 3	187	1
Dunn Town Wards 1 & 7	120	0
Dunn Town Wards 2 - 6	311	1
Madison Town Ward 1	59	0
Madison Town Wards 2 - 4 & 6	124	2
Madison Town Wards 5, 7 - 11	118	0
Mazomanie Town Wards 1 & 2	73	0
Medina Town Wards 1 & 2	98	0
Middleton Town Wards 1 - 5	355	1
Montrose Town Wards 1 & 2	122	0
Oregon Town Wards 1 - 4	281	0
Perry Town	91	0
Pleasant Springs Town Wards 1 - 4	223	1
Primrose Town	81	0
Roxbury Town Wards 1 & 2	96	0
Rutland Town Wards 1 & 2	147	0

Wisconsin State Elections Board
Canvass - Reporting Unit Detail
Fall Democratic Primary Election - 09/12/2006

Dane County District Attorney

DEM	DEM
Brian Blanchard	Scattering

Dane County

Springdale Town Wards 1 & 2	170	1
Springfield Town Wards 1 - 3	163	0
Sun Prairie Town Wards 1 - 3	111	0
Vermont Town	103	0
Verona Town Wards 1 - 3	186	0
Vienna Town Wards 1 & 2	96	0
Westport Town Wards 1 - 4	490	1
Windsor Town Wards 1 - 7	342	0
York Town	55	0
Belleville Village Wards 1, 2, 4 & 5	232	1
Black Earth Village Wards 1 & 2	111	1
Blue Mounds Village	45	0
Brooklyn Village Ward 1	40	0
Cambridge Village Wards 2 & 3	101	0
Cottage Grove Village Wards 1 - 7	261	0
Cross Plains Village Wards 1 - 4	210	1
Dane Village	52	0
Deerfield Village Wards 1 & 2	113	0
De Forest Village Wards 1, 2, 4 & 7	219	1
De Forest Village Wards 3, 5, 6 & 8	232	1
Maple Bluff Village Wards 1 & 2	201	0
Marshall Village Wards 1 - 6	213	1
Mazomanie Village Wards 1 & 2	140	0
McFarland Village Wards 1 - 7	563	1
Mount Horeb Village Wards 1 - 6	417	1
Oregon Village Wards 1, 5 - 11	321	0
Oregon Village Wards 2 - 4	208	0
Rockdale Village	18	0

Wisconsin State Elections Board
Canvass - Reporting Unit Detail
Fall Democratic Primary Election - 09/12/2006

Dane County District Attorney

DEM	DEM
Brian Blanchard	Scattering

Dane County

Shorewood Hills Village Wards 1 & 2	326	0
Waunakee Village Wards 1 - 7	277	1
Waunakee Village Wards 8 - 14	350	0
Edgerton City Ward 7	0	0
Fitchburg City Wards 1 - 3	218	1
Fitchburg City Wards 4 & 6	156	0
Fitchburg City Ward 5	51	0
Fitchburg City Wards 7 - 9	438	1
Fitchburg City Wards 10 - 12	438	2
Fitchburg City Ward 13	0	0
Madison City Ward 1	327	2
Madison City Ward 2	349	0
Madison City Ward 3	235	0
Madison City Ward 4	186	0
Madison City Ward 5	239	0
Madison City Ward 6	269	1
Madison City Ward 7	304	1
Madison City Ward 8	166	0
Madison City Ward 9	63	0
Madison City Ward 10	282	0
Madison City Ward 11	375	0
Madison City Ward 12	142	0
Madison City Ward 13	67	0
Madison City Ward 14	153	0
Madison City Ward 15	89	0
Madison City Ward 16	74	0
Madison City Ward 17	163	0
Madison City Ward 18	111	0

Wisconsin State Elections Board
Canvass - Reporting Unit Detail
Fall Democratic Primary Election - 09/12/2006

Dane County District Attorney

DEM	DEM
Brian Blanchard	Scattering

Dane County

Madison City Ward 19	228	1
Madison City Ward 20	68	0
Madison City Ward 21	27	0
Madison City Ward 22	233	1
Madison City Ward 23	93	1
Madison City Ward 24	288	2
Madison City Ward 25	643	3
Madison City Ward 26	26	0
Madison City Ward 27	269	0
Madison City Ward 28	44	0
Madison City Ward 29	58	0
Madison City Ward 30	233	1
Madison City Ward 31	150	2
Madison City Ward 32	343	5
Madison City Ward 33	619	2
Madison City Ward 34	607	10
Madison City Ward 35	294	3
Madison City Ward 36	70	0
Madison City Ward 37	271	3
Madison City Ward 38	216	1
Madison City Ward 39	175	3
Madison City Ward 40	66	0
Madison City Ward 41	62	2
Madison City Ward 42	51	1
Madison City Ward 43	342	0
Madison City Ward 44	163	2
Madison City Ward 45	78	0
Madison City Ward 46	35	5

Wisconsin State Elections Board
Canvass - Reporting Unit Detail
Fall Democratic Primary Election - 09/12/2006

Dane County District Attorney

DEM	DEM
Brian Blanchard	Scattering

Dane County

Madison City Ward 47	33	0
Madison City Ward 48	27	0
Madison City Ward 49	88	0
Madison City Ward 50	320	2
Madison City Ward 51	130	1
Madison City Ward 52	332	4
Madison City Ward 53	73	1
Madison City Ward 54	149	1
Madison City Ward 55	8	0
Madison City Ward 56	183	2
Madison City Ward 57	47	1
Madison City Ward 58	35	0
Madison City Ward 59	176	0
Madison City Ward 60	3	0
Madison City Ward 61	242	0
Madison City Ward 62	57	0
Madison City Ward 63	53	0
Madison City Ward 64	289	2
Madison City Ward 65	409	2
Madison City Ward 66	389	2
Madison City Ward 67	592	2
Madison City Ward 68	104	1
Madison City Ward 69	367	2
Madison City Ward 70	434	1
Madison City Ward 71	182	0
Madison City Ward 72	423	2
Madison City Ward 73	275	0
Madison City Ward 74	388	0

Wisconsin State Elections Board
Canvass - Reporting Unit Detail
Fall Democratic Primary Election - 09/12/2006

Dane County District Attorney

DEM	DEM
Brian Blanchard	Scattering

Dane County

Madison City Ward 75	515	0
Madison City Ward 76	246	0
Madison City Ward 77	146	0
Madison City Ward 78	332	1
Madison City Ward 79	170	0
Madison City Ward 80	38	0
Madison City Ward 81	308	0
Madison City Ward 82	365	1
Madison City Ward 83	273	0
Madison City Ward 84	304	1
Madison City Ward 85	306	2
Madison City Ward 86	390	0
Madison City Ward 87	302	4
Madison City Ward 88	62	0
Madison City Ward 89	145	0
Madison City Ward 90	108	0
Madison City Ward 91	138	0
Madison City Ward 92	194	0
Madison City Ward 93	189	3
Madison City Ward 94	100	0
Madison City Ward 95	83	0
Madison City Ward 96	319	1
Madison City Ward 97	91	0
Madison City Ward 98	170	1
Madison City Ward 99	271	0
Madison City Ward 100	0	0
Madison City Ward 101	0	0
Madison City Ward 102	21	0

Wisconsin State Elections Board
Canvass - Reporting Unit Detail
Fall Democratic Primary Election - 09/12/2006

Dane County District Attorney

DEM	DEM
Brian Blanchard	Scattering

Dane County

Madison City Ward 103	0	0
Madison City Ward 104	0	0
Madison City Ward 105	0	0
Madison City Ward 106	0	0
Madison City Ward 107	2	0
Madison City Ward 108	4	0
Madison City Ward 109	1	0
Madison City Ward 110	12	0
Madison City Ward 111	0	0
Madison City Ward 112	0	0
Madison City Ward 113	1	0
Madison City Ward 114	0	0
Madison City Ward 115	0	0
Madison City Ward 116	0	0
Madison City Ward 117	0	0
Madison City Ward 118	0	0
Madison City Ward 119	0	0
Madison City Ward 120	0	0
Madison City Ward 121	0	0
Madison City Ward 122	0	0
Madison City Ward 123	0	0
Madison City Ward 124	0	0
Madison City Ward 125	0	0
Madison City Ward 126	0	0
Madison City Ward 127	0	0
Madison City Ward 128	0	0
Madison City Ward 129	0	0
Madison City Ward 130	0	0

Wisconsin State Elections Board
Canvass - Reporting Unit Detail
Fall Democratic Primary Election - 09/12/2006

Dane County District Attorney

DEM	DEM
Brian Blanchard	Scattering

Dane County

Madison City Ward 131	0	0
Madison City Ward 132	0	0
Madison City Ward 133	0	0
Madison City Ward 134	0	0
Madison City Ward 135	0	0
Madison City Ward 136	0	0
Madison City Ward 137	0	0
Middleton City Wards 1 & 9	180	0
Middleton City Wards 2 - 4	483	3
Middleton City Wards 5 - 7 & 10	627	1
Middleton City Ward 8	137	0
Monona City Wards 1 - 5	572	3
Monona City Wards 6 - 10	412	1
Stoughton City Wards 1 - 3	226	2
Stoughton City Wards 4 & 5	221	0
Stoughton City Wards 6 - 8	184	1
Stoughton City Wards 9 & 10	226	1
Sun Prairie City Wards 1 - 4, 18, 19, 22 & 25	418	1
Sun Prairie City Wards 5 - 9	330	0
Sun Prairie City Wards 10 - 13, 20 & 29	238	0
Sun Prairie City Wards 14 - 17	357	0
Sun Prairie City Wards 21, 23, 26 - 28	0	0
Sun Prairie City Ward 24	0	0
Verona City Wards 1 - 4	315	1
Verona City Wards 5 - 8	320	0

County Totals : 37,845 37,716 129

Wisconsin State Elections Board
Canvass - Reporting Unit Detail
Fall Democratic Primary Election - 09/12/2006

Dane County District Attorney

DEM	DEM
Brian Blanchard	Scattering

Office Totals :	37,845	37,716	129
-----------------	--------	--------	-----

Wisconsin State Elections Board
Canvass - Reporting Unit Detail
Fall Democratic Primary Election - 09/12/2006

Dodge County District Attorney

DEM
Scattering

Dodge County

Ashippun Town Wards 1 - 3	0
Beaver Dam Town Wards 1 - 5	0
Burnett Town Wards 1 & 2	0
Calamus Town Wards 1 & 2	0
Chester Town Wards 1 & 2	0
Clyman Town Wards 1 & 2	0
Elba Town Wards 1 & 2	0
Emmet Town Wards 1 & 2	0
Fox Lake Town Wards 1 - 4	0
Herman Town Wards 1 & 2	0
Hubbard Town Wards 1 - 3	0
Hustisford Town Wards 1 - 3	0
Lebanon Town Wards 1 & 2	0
Leroy Town Wards 1 & 2	0
Lomira Town Wards 1 & 2	0
Lowell Town Wards 1 & 2	0
Oak Grove Town Wards 1 - 3	0
Portland Town Wards 1 & 2	0
Rubicon Town Wards 1 - 3	0
Shields Town	0
Theresa Town Wards 1 & 2	0
Trenton Town Wards 1 - 3	0
Westford Town Wards 1 & 2	0
Williamstown Town	0
Brownsville Village	0
Clyman Village	0
Hustisford Village Wards 1 & 2	0
Iron Ridge Village	0

Wisconsin State Elections Board
Canvass - Reporting Unit Detail
Fall Democratic Primary Election - 09/12/2006

Dodge County District Attorney


DEM
Scattering

Dodge County

Kekoskee Village	0
Lomira Village Wards 1 - 3	0
Lowell Village	0
Neosho Village	0
Randolph Village Wards 1 & 2	0
Reeseville Village	0
Theresa Village Wards 1 - 3	0
Beaver Dam City Wards 1, 3 & 5	0
Beaver Dam City Wards 2 & 6	0
Beaver Dam City Wards 4 & 10	0
Beaver Dam City Wards 7, 12 & 13	0
Beaver Dam City Wards 8 & 14	0
Beaver Dam City Wards 9 & 11	0
Columbus City Ward 9	0
Fox Lake City Wards 1 - 3	0
Hartford City Ward 16	0
Horicon City Wards 1 - 6	0
Juneau City Wards 1 - 3	0
Mayville City Wards 1 - 7	0
Watertown City Wards 1 & 2	0
Watertown City Wards 3 & 4	0
Watertown City Wards 5 & 6	0
Watertown City Ward 7	0
Waupun City Wards 1 & 2	1
Waupun City Wards 3 & 8	0
Waupun City Wards 4 & 6	0
Waupun City Wards 5 & 7	0

Wisconsin State Elections Board
Canvass - Reporting Unit Detail
Fall Democratic Primary Election - 09/12/2006

Dodge County District Attorney



County Totals : 1 1

Office Totals : 1 1

Wisconsin State Elections Board
Canvass - Reporting Unit Detail
Fall Democratic Primary Election - 09/12/2006

Douglas County District Attorney

DEM	DEM
Daniel W. Blank	Scattering

Douglas County

Amnicon Town Wards 1 & 2	64	0
Bennett Town	46	0
Brule Town	69	2
Cloverland Town	13	0
Dairyland Town	15	0
Gordon Town	45	1
Hawthorne Town Wards 1 & 2	54	0
Highland Town	11	1
Lakeside Town	36	0
Maple Town Wards 1 & 2	55	0
Oakland Town Wards 1 & 2	89	0
Parkland Town Wards 1 & 2	75	0
Solon Springs Town	46	0
Summit Town Wards 1 & 2	62	2
Superior Town Wards 1 - 3	115	0
Wascott Town	43	0
Lake Nebagamom Village Wards 1 & 2	99	1
Oliver Village	21	0
Poplar Village	32	0
Solon Springs Village	49	2
Superior Village	59	0
Superior City Wards 1 - 5	174	1
Superior City Wards 6 - 8	137	1
Superior City Wards 9 - 12	131	3
Superior City Wards 13 - 19	133	0
Superior City Wards 20 - 24	193	2
Superior City Wards 25 - 27	68	4
Superior City Wards 28 - 31	92	0

Wisconsin State Elections Board
Canvass - Reporting Unit Detail
Fall Democratic Primary Election - 09/12/2006

Douglas County District Attorney

DEM	DEM
Daniel W. Blank	Scattering

Douglas County

Superior City Wards 32 - 37	133	0
Superior City Wards 38 - 43	166	2
Superior City Wards 44 - 47	107	2

County Totals :	2,456	2,432	24
Office Totals :	2,456	2,432	24

Wisconsin State Elections Board
Canvass - Reporting Unit Detail
Fall Democratic Primary Election - 09/12/2006

Dunn County District Attorney

DEM
Scattering

Dunn County

Colfax Town Wards 1 - 3	0
Dunn Town Wards 1 - 3	0
Eau Galle Town	0
Elk Mound Town Wards 1 - 3	0
Grant Town	0
Hay River Town Wards 1 & 2	0
Lucas Town	1
Menomonie Town Wards 1 - 4	0
New Haven Town	0
Otter Creek Town	0
Peru Town	0
Red Cedar Town Wards 1 - 3	1
Rock Creek Town	4
Sand Creek Town	0
Sheridan Town	0
Sherman Town	0
Spring Brook Town Wards 1 - 3	0
Stanton Town	0
Tainter Town Wards 1 - 3	0
Tiffany Town Wards 1 - 3	0
Weston Town Wards 1 & 2	0
Wilson Town	3
Boyceville Village	1
Colfax Village Wards 1 & 2	0
Downing Village	0
Elk Mound Village	1
Knapp Village	0
Ridgeland Village	0

Wisconsin State Elections Board
Canvass - Reporting Unit Detail
Fall Democratic Primary Election - 09/12/2006

Dunn County District Attorney

DEM
Scattering

Dunn County

Wheeler Village	0
Menomonie City Wards 1 & 2	0
Menomonie City Wards 3 & 4	2
Menomonie City Wards 5 & 7	0
Menomonie City Ward 6	1
Menomonie City Wards 8 & 9	0
Menomonie City Wards 10 & 11	2

County Totals :	16	16
Office Totals :	16	16

Wisconsin State Elections Board
Canvass - Reporting Unit Detail
Fall Democratic Primary Election - 09/12/2006

Florence County District Attorney

DEM
Scattering

Florence County

Aurora Town Wards 1 - 3	5
Commonwealth Town Wards 1 - 3	3
Fence Town	0
Fern Town	0
Florence Town Wards 1 - 7	0
Homestead Town	0
Long Lake Town	0
Tipler Town	0

County Totals : 8 8

Office Totals : 8 8

Wisconsin State Elections Board
Canvass - Reporting Unit Detail
Fall Democratic Primary Election - 09/12/2006

Forest County District Attorney

DEM
Scattering

Forest County

Alvin Town Wards 1 & 2	0
Argonne Town Wards 1 & 2	0
Armstrong Creek Town	1
Blackwell Town	0
Caswell Town	0
Crandon Town Wards 1 & 2	3
Freedom Town	0
Hiles Town	0
Laona Town Wards 1 - 3	0
Lincoln Town Wards 1 - 3	0
Nashville Town Wards 1, 3 & 4	1
Nashville Town Ward 2	0
Poppo River Town	0
Ross Town	0
Wabeno Town Wards 1 - 5	0
Crandon City Wards 1 - 4	3

County Totals : 8 8

Office Totals : 8 8

Wisconsin State Elections Board
Canvass - Reporting Unit Detail
Fall Democratic Primary Election - 09/12/2006

Grant County District Attorney

DEM
Scattering

Grant County

Beetown Town	0
Bloomington Town Wards 1 & 2	0
Boscobel Town Wards 1 & 2	0
Cassville Town Wards 1 & 2	0
Castle Rock Town	0
Clifton Town	0
Ellenboro Town Wards 1 & 2	0
Fennimore Town Wards 1 & 2	0
Glen Haven Town	0
Harrison Town	0
Hazel Green Town Wards 1 & 2	0
Hickory Grove Town Wards 1 & 2	0
Jamestown Town Wards 1 - 3	0
Liberty Town	1
Lima Town	0
Little Grant Town	0
Marion Town	0
Millville Town	0
Mount Hope Town Wards 1 & 2	0
Mount Ida Town	0
Muscoda Town Wards 1 & 2	0
North Lancaster Town	0
Paris Town Wards 1 & 2	0
Patch Grove Town Wards 1 & 2	0
Platteville Town Wards 1 & 2	1
Potosi Town Wards 1 & 2	0
Smelser Town Wards 1 & 2	0
South Lancaster Town Wards 1 - 3	0

Wisconsin State Elections Board
Canvass - Reporting Unit Detail
Fall Democratic Primary Election - 09/12/2006

Grant County District Attorney


DEM
Scattering

Grant County

Waterloo Town	1
Watterstown Town	0
Wingville Town	0
Woodman Town	0
Wyalusing Town	0
Bagley Village	0
Bloomington Village	0
Blue River Village	0
Cassville Village Wards 1 & 2	0
Dickeyville Village Wards 1 & 2	0
Hazel Green Village Wards 1 & 2	0
Livingston Village Ward 1	0
Montfort Village Ward 1	0
Mount Hope Village Wards 1 & 2	0
Muscoda Village Wards 1 & 2	0
Patch Grove Village Wards 1 & 2	0
Potosi Village	0
Tennyson Village	0
Woodman Village	0
Boscobel City Wards 1 - 4	0
Cuba City City Wards 1 - 5	0
Fennimore City Wards 1 - 6	0
Lancaster City Wards 1 - 8	0
Platteville City Wards 1 - 4	0
Platteville City Wards 5 - 7	0
Platteville City Wards 8 - 10	0
Platteville City Wards 11 - 13	0

Wisconsin State Elections Board
Canvass - Reporting Unit Detail
Fall Democratic Primary Election - 09/12/2006

Grant County District Attorney



County Totals : 3 3

Office Totals : 3 3

Wisconsin State Elections Board
Canvass - Reporting Unit Detail
Fall Democratic Primary Election - 09/12/2006

Iowa County District Attorney

DEM	DEM
Larry E. Nelson	Scattering

Iowa County

Arena Town Wards 1 & 2	72	0
Brigham Town Wards 1 - 3	79	0
Clyde Town Wards 1 - 3	40	1
Dodgeville Town Wards 1 - 3	97	0
Eden Town	26	2
Highland Town Wards 1 & 2	34	0
Linden Town Wards 1 - 3	29	0
Mifflin Town Wards 1 & 2	18	0
Mineral Point Town Wards 1 & 2	33	0
Moscow Town Wards 1 & 2	47	0
Pulaski Town	7	0
Ridgeway Town Wards 1 & 2	47	0
Waldwick Town	41	0
Wyoming Town	35	0
Arena Village	20	0
Avoca Village	27	0
Barneveld Village Wards 1 & 2	48	0
Blanchardville Village Ward 2	7	0
Cobb Village	14	0
Highland Village	49	1
Hollandale Village	8	0
Linden Village	34	0
Livingston Village Ward 2	0	0
Montfort Village Ward 2	3	0
Muscoda Village Ward 3	3	0
Rewey Village	16	0
Ridgeway Village	17	0
Dodgeville City Wards 1 & 2	64	0

Wisconsin State Elections Board
Canvass - Reporting Unit Detail
Fall Democratic Primary Election - 09/12/2006

Iowa County District Attorney

DEM	DEM
Larry E. Nelson	Scattering

Iowa County

Dodgeville City Wards 3 & 4	55	0
Dodgeville City Wards 5 & 6	43	0
Dodgeville City Wards 7 & 8	36	0
Mineral Point City Ward 1	20	0
Mineral Point City Ward 2	24	0
Mineral Point City Wards 3 & 4	42	0
Mineral Point City Wards 5 & 6	21	0

County Totals :	1,160	1,156	4
Office Totals :	1,160	1,156	4

Wisconsin State Elections Board
Canvass - Reporting Unit Detail
Fall Democratic Primary Election - 09/12/2006

Iron County District Attorney

DEM	DEM
Martin J. Lipske	Scattering

Iron County

Anderson Town	24	0
Carey Town	31	0
Gurney Town	25	0
Kimball Town	110	1
Knight Town	50	0
Mercer Town Ward 1	85	1
Mercer Town Ward 2	64	0
Mercer Town Ward 3	70	0
Mercer Town Ward 4	56	0
Oma Town	76	0
Pence Town	43	0
Saxon Town	73	0
Sherman Town	38	0
Hurley City Ward 1	86	0
Hurley City Ward 2	82	0
Hurley City Ward 3	90	0
Hurley City Ward 4	84	0
Montreal City Ward 1	119	2
Montreal City Ward 2	74	0

County Totals :	1,284	1,280	4
Office Totals :	1,284	1,280	4

Wisconsin State Elections Board
Canvass - Reporting Unit Detail
Fall Democratic Primary Election - 09/12/2006

Jackson County District Attorney

DEM	DEM	DEM
Gerald R. Fox	Robyn R. Matousek	Scattering

Jackson County

Adams Town Wards 1 - 4	176	177	0
Albion Town Wards 1 - 4	191	121	0
Alma Town Wards 1 & 2	101	63	0
Bear Bluff Town	1	4	0
Brockway Town Wards 1 - 6	185	101	0
City Point Town	17	7	0
Cleveland Town	25	14	0
Curran Town	29	36	0
Franklin Town	34	48	0
Garden Valley Town	57	24	0
Garfield Town	34	19	0
Hixton Town Wards 1 & 2	61	48	0
Irving Town Wards 1 & 2	86	62	0
Knapp Town	7	14	0
Komensky Town	40	12	0
Manchester Town	72	44	0
Melrose Town Wards 1 & 2	37	28	0
Millston Town	10	21	0
North Bend Town	32	26	0
Northfield Town	34	56	0
Springfield Town Wards 1 & 2	44	62	0
Alma Center Village	48	67	0
Hixton Village	71	53	0
Melrose Village	48	50	0
Merrillan Village	42	33	0
Taylor Village	40	58	0
Black River Falls City Wards 1 - 4	400	344	0

Wisconsin State Elections Board
Canvass - Reporting Unit Detail
Fall Democratic Primary Election - 09/12/2006

Jackson County District Attorney

DEM	DEM	DEM
Gerald R. Fox	Robyn R. Matousek	Scattering

County Totals : 3,514 1,922 1,592 0

Office Totals : 3,514 1,922 1,592 0

Wisconsin State Elections Board
Canvass - Reporting Unit Detail
Fall Democratic Primary Election - 09/12/2006

Juneau County District Attorney

DEM
Scattering

Juneau County

Armenia Town	0
Clearfield Town Wards 1 & 2	0
Cutler Town	0
Finley Town	0
Fountain Town	2
Germantown Town Wards 1 & 2	0
Kildare Town	0
Kingston Town	0
Lemonweir Town Wards 1 - 4	0
Lindina Town Wards 1 & 2	0
Lisbon Town Wards 1 & 2	0
Lyndon Town Wards 1 & 2	0
Marion Town	0
Necedah Town Wards 1 - 3	0
Orange Town	0
Plymouth Town Wards 1 & 2	0
Seven Mile Creek Town Wards 1 & 2	0
Summit Town	0
Wonewoc Town Wards 1 & 2	0
Camp Douglas Village	0
Hustler Village	0
Lyndon Station Village	0
Necedah Village	1
Union Center Village	0
Wonewoc Village	2
Elroy City Wards 1 - 5	1
Mauston City Wards 1 - 10	0
New Lisbon City Wards 1 - 6	0

Wisconsin State Elections Board
Canvass - Reporting Unit Detail
Fall Democratic Primary Election - 09/12/2006

Juneau County District Attorney

DEM
Scattering

Juneau County

Wisconsin Dells City Ward 7	0
-----------------------------	---

County Totals : 6 6

Office Totals : 6 6

Wisconsin State Elections Board
Canvass - Reporting Unit Detail
Fall Democratic Primary Election - 09/12/2006

Kenosha County District Attorney

DEM	DEM	DEM
William P. Michel, II	Robert D. Zapf	Scattering

Kenosha County

Brighton Town Wards 1 - 3	46	22	0
Bristol Town Wards 1 - 4 & 8	64	78	0
Bristol Town Wards 5 & 7	18	9	0
Bristol Town Ward 6	27	15	0
Paris Town Wards 1 & 2	68	73	0
Randall Town Wards 1 - 5	67	45	0
Salem Town Wards 1 - 15	101	99	0
Somers Town Wards 1 - 4, 9 - 11	170	250	0
Somers Town Wards 5, 6 & 12	60	110	1
Somers Town Ward 7	14	30	0
Somers Town Ward 8	26	39	0
Wheatland Town Wards 1 - 5	66	49	0
Genoa City Village Wards 4 & 5	0	0	0
Paddock Lake Village Wards 1 - 5	56	59	0
Pleasant Prairie Village Wards 1 - 3	109	112	0
Pleasant Prairie Village Wards 4 & 5	52	67	0
Pleasant Prairie Village Wards 6 & 7	127	177	0
Pleasant Prairie Village Wards 8 - 11	161	154	0
Pleasant Prairie Village Wards 12 & 13	105	134	0
Silver Lake Village Wards 1 - 3	42	51	0
Twin Lakes Village Wards 1 - 7	57	50	0
Kenosha City Ward 1	69	107	0
Kenosha City Ward 2	58	92	0
Kenosha City Ward 3	54	75	0
Kenosha City Ward 4	97	122	0
Kenosha City Ward 5	122	177	0
Kenosha City Ward 6	76	123	0
Kenosha City Ward 7	83	137	0

Wisconsin State Elections Board
Canvass - Reporting Unit Detail
Fall Democratic Primary Election - 09/12/2006

Kenosha County District Attorney

DEM	DEM	DEM
William P. Michel, II	Robert D. Zapf	Scattering

Kenosha County

Kenosha City Ward 8	117	174	0
Kenosha City Ward 9	166	218	0
Kenosha City Ward 10	90	101	0
Kenosha City Ward 11	126	127	0
Kenosha City Ward 12	79	79	0
Kenosha City Ward 13	39	52	0
Kenosha City Ward 14	19	28	0
Kenosha City Ward 15	26	29	0
Kenosha City Ward 16	42	29	0
Kenosha City Ward 17	85	86	0
Kenosha City Ward 18	58	43	0
Kenosha City Ward 19	43	59	0
Kenosha City Ward 20	27	58	0
Kenosha City Ward 21	79	93	0
Kenosha City Ward 22	33	60	0
Kenosha City Ward 23	64	44	0
Kenosha City Ward 24	62	91	0
Kenosha City Ward 25	128	134	0
Kenosha City Ward 26	122	130	0
Kenosha City Ward 27	121	170	0
Kenosha City Ward 28	111	136	0
Kenosha City Ward 29	154	176	0
Kenosha City Ward 30	100	76	0
Kenosha City Ward 31	81	107	1
Kenosha City Ward 32	53	67	2
Kenosha City Ward 33	55	75	0
Kenosha City Ward 34	42	52	1
Kenosha City Ward 35	0	0	0

Wisconsin State Elections Board
Canvass - Reporting Unit Detail
Fall Democratic Primary Election - 09/12/2006

Kenosha County District Attorney

DEM	DEM	DEM
William P. Michel, II	Robert D. Zapf	Scattering

Kenosha County

Kenosha City Ward 36	2	1	0
Kenosha City Ward 37	0	0	0
Kenosha City Ward 38	0	0	0
Kenosha City Ward 39	1	2	0
Kenosha City Ward 40	0	2	0
Kenosha City Ward 41	4	3	0
Kenosha City Ward 42	0	0	0
Kenosha City Ward 43	0	2	1
Kenosha City Ward 44	0	0	0
Kenosha City Ward 45	0	0	0
Kenosha City Ward 46	0	0	0
Kenosha City Ward 47	0	0	0
Kenosha City Ward 48	0	0	0
Kenosha City Ward 49	0	0	0
Kenosha City Ward 50	0	0	0
Kenosha City Ward 51	0	0	0
Kenosha City Ward 52	0	0	0
Kenosha City Ward 53	0	0	0
Kenosha City Ward 54	1	1	0
Kenosha City Ward 55	0	0	0
Kenosha City Ward 56	0	0	0
Kenosha City Ward 57	0	0	0
Kenosha City Ward 58	0	0	0
Kenosha City Ward 59	0	0	0

County Totals : 9,092 4,125 4,961 6

Office Totals : 9,092 4,125 4,961 6

Wisconsin State Elections Board
Canvass - Reporting Unit Detail
Fall Democratic Primary Election - 09/12/2006

Kewaunee County District Attorney

DEM	DEM
Andrew P. Naze	Scattering

Kewaunee County

Ahnapee Town	76	0
Carlton Town Wards 1 & 2	62	0
Casco Town Wards 1 & 2	77	0
Franklin Town	64	0
Lincoln Town	52	0
Luxemburg Town Wards 1 & 2	79	0
Montpelier Town Wards 1 - 3	113	1
Pierce Town Wards 1 & 2	58	0
Red River Town Wards 1 - 3	89	0
West Kewaunee Town Wards 1 - 3	65	0
Casco Village	31	0
Luxemburg Village Wards 1 & 2	123	0
Algoma City Wards 1 - 7	203	0
Kewaunee City Wards 1 - 5	167	1

County Totals :	1,261	1,259	2
Office Totals :	1,261	1,259	2

Wisconsin State Elections Board
Canvass - Reporting Unit Detail
Fall Democratic Primary Election - 09/12/2006

Lafayette County District Attorney

DEM	DEM
Charlotte L. Doherty	Scattering

Lafayette County

Argyle Town Wards 1 & 2	17	0
Belmont Town Wards 1 & 2	16	0
Benton Town Wards 1 & 2	15	0
Blanchard Town	28	0
Darlington Town Wards 1 & 2	39	0
Elk Grove Town	7	0
Fayette Town	19	0
Gratiot Town	16	0
Kendall Town	20	0
Lamont Town	20	0
Monticello Town	4	0
New Diggings Town	15	0
Seymour Town	13	0
Shullsburg Town	17	0
Wayne Town	13	0
White Oak Springs Town	6	0
Willow Springs Town	39	0
Wiota Town	44	0
Argyle Village	26	0
Belmont Village	37	1
Benton Village	49	0
Blanchardville Village Ward 1	47	0
Gratiot Village	13	1
Hazel Green Village Ward 3	1	0
South Wayne Village	21	0
Cuba City City Wards 6 & 7	11	0
Darlington City Wards 1 - 6	113	0
Shullsburg City Wards 1 - 3	71	0

Wisconsin State Elections Board
Canvass - Reporting Unit Detail
Fall Democratic Primary Election - 09/12/2006

Lafayette County District Attorney

DEM	DEM
Charlotte L. Doherty	Scattering

Lafayette County

County Totals :	739	737	2
Office Totals :	739	737	2

Wisconsin State Elections Board
Canvass - Reporting Unit Detail
Fall Democratic Primary Election - 09/12/2006

Langlade County District Attorney

DEM	DEM
Ralph M. Uttke	Scattering

Langlade County

Ackley Town	62	0
Ainsworth Town	45	0
Antigo Town Wards 1 & 2	206	0
Elcho Town Wards 1 - 3	71	0
Evergreen Town	35	0
Langlade Town Wards 1 & 2	44	0
Neva Town	86	0
Norwood Town Wards 1 & 2	91	0
Parrish Town	4	0
Peck Town	41	0
Polar Town Wards 1 & 2	109	2
Price Town Wards 1 & 2	29	0
Rolling Town Wards 1 & 2	128	1
Summit Town	25	0
Upham Town	63	0
Vilas Town	16	0
Wolf River Town Wards 1 & 2	74	0
White Lake Village	25	0
Antigo City Ward 1	94	3
Antigo City Ward 2	78	3
Antigo City Ward 3	87	1
Antigo City Ward 4	76	1
Antigo City Ward 5	67	2
Antigo City Ward 6	61	0
Antigo City Ward 7	112	1
Antigo City Ward 8	71	1
Antigo City Ward 9	96	0

Wisconsin State Elections Board
Canvass - Reporting Unit Detail
Fall Democratic Primary Election - 09/12/2006

Langlade County District Attorney

DEM	DEM
Ralph M. Urtke	Scattering

County Totals : 1,911 1,896 15

Office Totals : 1,911 1,896 15

Wisconsin State Elections Board
Canvass - Reporting Unit Detail
Fall Democratic Primary Election - 09/12/2006

Manitowoc County District Attorney

DEM	DEM
Mark Rohrer	Scattering

Manitowoc County

Cato Town Wards 1 & 2	100	0
Centerville Town	65	0
Cooperstown Town Wards 1 & 2	51	0
Eaton Town	55	0
Franklin Town Wards 1 & 2	82	0
Gibson Town Wards 1 & 2	131	0
Kossuth Town Wards 1 - 3	172	0
Liberty Town Wards 1 & 2	89	1
Manitowoc Town Wards 1 - 3	121	0
Manitowoc Rapids Town Wards 1 - 5	227	0
Maple Grove Town	44	0
Meeme Town Wards 1 & 2	97	0
Mishicot Town Wards 1 - 4	120	0
Newton Town Wards 1 - 4	195	0
Rockland Town Wards 1 & 2	44	0
Schleswig Town Wards 1 - 3	88	0
Two Creeks Town	60	0
Two Rivers Town Wards 1 - 4	202	0
Cleveland Village Wards 1 & 2	133	0
Francis Creek Village	65	0
Kellnersville Village	28	0
Maribel Village	29	0
Mishicot Village Wards 1 & 2	151	0
Reedsville Village Wards 1 & 2	108	0
St Nazianz Village	66	0
Valders Village	69	0
Whitelaw Village	85	0
Kiel City Wards 1 - 6	156	0

Wisconsin State Elections Board
Canvass - Reporting Unit Detail
Fall Democratic Primary Election - 09/12/2006

Manitowoc County District Attorney

DEM	DEM
Mark Rohrer	Scattering

Manitowoc County

Manitowoc City Wards 1 & 2	300	0
Manitowoc City Wards 3, 4 & 21	263	0
Manitowoc City Wards 5 & 6	256	3
Manitowoc City Wards 7 & 8	159	0
Manitowoc City Wards 9 & 10	282	0
Manitowoc City Wards 11 & 12	359	1
Manitowoc City Wards 13, 14, 23 & 27	318	0
Manitowoc City Wards 15 & 16	441	0
Manitowoc City Wards 17, 18, 22, 24 - 26, 28 - 30, 32 & 34	296	0
Manitowoc City Wards 19, 20, 31 & 33	377	0
Two Rivers City Wards 1 - 3	236	3
Two Rivers City Wards 4, 5, 10 & 11	302	0
Two Rivers City Wards 6 & 7	182	0
Two Rivers City Wards 8 & 9	183	0

County Totals :	6,795	6,787	8
Office Totals :	6,795	6,787	8

Wisconsin State Elections Board
Canvass - Reporting Unit Detail
Fall Democratic Primary Election - 09/12/2006

Marathon County District Attorney

DEM	DEM	DEM
Peter P. Karoblis	Jill N. Falstad	Scattering

Marathon County

Bergen Town	30	39	0
Berlin Town	38	58	0
Bern Town	18	35	0
Bevent Town Wards 1 & 2	29	85	0
Brighton Town	5	9	0
Cassel Town	33	50	0
Cleveland Town	27	39	0
Day Town Wards 1 & 2	13	22	0
Easton Town Wards 1 & 2	34	57	0
Eau Pleine Town	10	19	0
Elderon Town	18	31	0
Emmet Town	26	58	0
Frankfort Town	15	22	0
Franzen Town	16	21	0
Green Valley Town	14	16	0
Guenther Town	8	18	0
Halsey Town	18	42	0
Hamburg Town	26	54	0
Harrison Town	10	16	0
Hewitt Town	23	28	0
Holton Town Wards 1 & 2	5	32	0
Hull Town	8	25	0
Johnson Town	23	40	0
Knowlton Town Wards 1 - 3	50	90	0
Maine Town Wards 1 - 4	64	156	0
Marathon Town Wards 1 & 2	38	60	0
McMillan Town Wards 1 - 3	15	49	0
Mosinee Town Wards 1 - 3	65	101	0

Wisconsin State Elections Board
Canvass - Reporting Unit Detail
Fall Democratic Primary Election - 09/12/2006

Marathon County District Attorney

DEM	DEM	DEM
Peter P. Karoblis	Jill N. Falstad	Scattering

Marathon County

Norrie Town	26	52	0
Plover Town	16	31	0
Reid Town Wards 1 & 2	74	72	0
Rib Falls Town	27	50	0
Rib Mountain Town Wards 1 - 10	246	434	0
Rietbrock Town	57	66	0
Ringle Town Wards 1 & 2	63	82	1
Spencer Town Wards 1 & 2	17	25	0
Stettin Town Wards 1 & 2	37	84	0
Stettin Town Wards 3 & 4	37	71	0
Texas Town Wards 1 & 2	69	81	0
Wausau Town Wards 1 - 3	79	129	1
Weston Town	24	35	0
Wien Town	42	47	0
Athens Village Wards 1 & 2	45	92	0
Birnamwood Village Ward 2	0	2	0
Brokaw Village	9	16	0
Dorchester Village Ward 2	0	0	0
Dorchester Village Ward 3	0	0	0
Edgar Village Wards 1 & 2	40	97	0
Edgar Village Ward 3	0	0	0
Elderon Village	11	3	0
Fenwood Village	7	9	0
Hatley Village Ward 1	23	20	0
Hatley Village Ward 2	0	0	0
Kronenwetter Village Wards 1 - 8	204	348	0
Marathon City Village Wards 1 - 3	55	113	0
Rothschild Village Wards 1 & 2	45	118	0

Wisconsin State Elections Board
Canvass - Reporting Unit Detail
Fall Democratic Primary Election - 09/12/2006

Marathon County District Attorney

DEM	DEM	DEM
Peter P. Karoblis	Jill N. Falstad	Scattering

Marathon County

Rothschild Village Wards 3 & 4	58	132	0
Rothschild Village Wards 5 & 6	48	120	0
Spencer Village Wards 1 - 3	15	49	0
Stratford Village Wards 1 & 2	16	42	0
Unity Village Ward 1	3	6	0
Weston Village Wards 1 & 2	37	75	0
Weston Village Wards 3 & 6	69	106	0
Weston Village Wards 4 & 5	41	95	0
Weston Village Wards 7, 8 & 11	48	134	0
Weston Village Wards 9 & 10	56	87	0
Abbotsford City Ward 1	3	11	0
Colby City Ward 1	5	15	0
Marshfield City Wards 21, 22 & 26	4	13	0
Marshfield City Wards 28 - 33	2	9	0
Mosinee City Wards 1, 2 & 6	60	77	0
Mosinee City Wards 3 - 5	64	126	0
Schofield City Wards 1 - 4	79	114	0
Wausau City Ward 1	67	210	0
Wausau City Ward 2	63	158	0
Wausau City Ward 3	31	70	0
Wausau City Ward 4	52	88	0
Wausau City Ward 5	0	15	0
Wausau City Ward 6	13	31	0
Wausau City Ward 7	1	11	0
Wausau City Ward 8	39	74	0
Wausau City Ward 9	52	95	0
Wausau City Ward 10	40	72	0
Wausau City Ward 11	86	124	0

Wisconsin State Elections Board
Canvass - Reporting Unit Detail
Fall Democratic Primary Election - 09/12/2006

Marathon County District Attorney

DEM	DEM	DEM
Peter P. Karoblis	Jill N. Falstad	Scattering

Marathon County

Wausau City Ward 12	45	59	0
Wausau City Ward 13	54	128	0
Wausau City Ward 14	82	168	0
Wausau City Ward 15	62	144	0
Wausau City Ward 16	50	136	0
Wausau City Ward 17	28	115	0
Wausau City Ward 18	37	101	0
Wausau City Ward 19	42	94	0
Wausau City Ward 20	53	177	0
Wausau City Ward 21	28	85	0
Wausau City Ward 22	9	18	0
Wausau City Ward 23	20	41	0
Wausau City Ward 24	39	82	0
Wausau City Ward 25	36	50	0
Wausau City Ward 26	37	74	0
Wausau City Ward 27	58	124	0
Wausau City Ward 28	31	69	0
Wausau City Ward 29	7	5	0
Wausau City Ward 30	0	0	0
Wausau City Ward 31	0	0	0
Wausau City Ward 32	0	0	0
Wausau City Ward 33	0	0	0
Wausau City Ward 34	0	0	0
Wausau City Ward 35	1	1	0
Wausau City Ward 36	0	2	0
Wausau City Ward 37	0	0	0
Wausau City Ward 38	0	0	0
Wausau City Ward 39	0	0	0

Wisconsin State Elections Board
Canvass - Reporting Unit Detail
Fall Democratic Primary Election - 09/12/2006

Marathon County District Attorney

DEM	DEM	DEM
Peter P. Karoblis	Jill N. Falstad	Scattering

Marathon County

Wausau City Ward 40	0	0	0
Wausau City Ward 41	0	0	0
Wausau City Ward 42	0	0	0
Wausau City Ward 43	0	2	0
Wausau City Ward 44	0	2	0
Wausau City Ward 45	0	0	0
Wausau City Ward 46	0	0	0
Wausau City Ward 47	0	0	0
Wausau City Ward 48	0	0	0
Wausau City Ward 49	0	0	0
Wausau City Ward 50	0	0	0
Wausau City Ward 51	2	0	0
Wausau City Ward 52	0	0	0
Wausau City Ward 53	1	0	0
Wausau City Ward 54	0	0	0
Wausau City Ward 55	0	0	0
Wausau City Ward 56	0	0	0
Wausau City Ward 57	1	0	0
Wausau City Ward 58	0	0	0

County Totals :	10,894	3,707	7,185	2
Office Totals :	10,894	3,707	7,185	2

Wisconsin State Elections Board
Canvass - Reporting Unit Detail
Fall Democratic Primary Election - 09/12/2006

Marinette County District Attorney

DEM
Scattering

Marinette County

Amberg Town	2
Athelstane Town Wards 1 & 2	0
Beaver Town Wards 1 - 3	2
Beecher Town Wards 1 - 3	0
Dunbar Town Wards 1 & 2	0
Goodman Town	0
Grover Town Wards 1 - 3	0
Lake Town Wards 1 & 2	0
Middle Inlet Town Wards 1 & 2	0
Niagara Town	1
Pembine Town Wards 1 & 2	0
Peshtigo Town Wards 1 - 5	0
Porterfield Town Wards 1 - 3	2
Pound Town Wards 1 - 4	0
Silver Cliff Town Wards 1 & 2	0
Stephenson Town Wards 1 - 3	3
Stephenson Town Wards 4 - 6	0
Wagner Town	0
Wausaukee Town Wards 1 - 4	1
Coleman Village	0
Crivitz Village	2
Pound Village	0
Wausaukee Village	0
Marinette City Ward 1	0
Marinette City Ward 2	0
Marinette City Ward 3	1
Marinette City Ward 4	0
Marinette City Ward 5	0

Wisconsin State Elections Board
Canvass - Reporting Unit Detail
Fall Democratic Primary Election - 09/12/2006

Marinette County District Attorney

DEM
Scattering

Marinette County

Marinette City Ward 6	1
Marinette City Ward 7	0
Marinette City Ward 8	0
Niagara City Wards 1 - 3	0
Peshigo City Wards 1 - 8	4

County Totals : 19 19

Office Totals : 19 19

Wisconsin State Elections Board
Canvass - Reporting Unit Detail
Fall Democratic Primary Election - 09/12/2006

Marquette County District Attorney

DEM
Scattering

Marquette County

Buffalo Town Wards 1 & 2	1
Crystal Lake Town	0
Douglas Town	0
Harris Town	1
Mecan Town	1
Montello Town Wards 1 - 3	1
Moundville Town Wards 1 & 2	0
Neshkoro Town Wards 1 & 2	2
Newton Town Wards 1 & 2	0
Oxford Town Wards 1 & 2	0
Packwaukee Town Wards 1 - 3	4
Shields Town	1
Springfield Town	0
Westfield Town Wards 1 & 2	2
Endeavor Village	0
Neshkoro Village	0
Oxford Village	0
Westfield Village Wards 1 & 2	0
Montello City Wards 1 - 4	0

County Totals : 13 13

Office Totals : 13 13

Wisconsin State Elections Board
Canvass - Reporting Unit Detail
Fall Democratic Primary Election - 09/12/2006

Menominee-Shawano County District Attorney

DEM
Scattering

Menominee County

Menominee Town Wards 1, 3 - 5	0
Menominee Town Ward 2	0

County Totals : 0 0

Shawano County

Almon Town Wards 1 & 2	0
Angelica Town Wards 1 - 3	0
Aniwa Town	0
Bartelme Town	1
Belle Plaine Town Wards 1 - 3	0
Birnamwood Town Wards 1 & 2	0
Fairbanks Town Wards 1 & 2	0
Germania Town	0
Grant Town Wards 1 & 2	0
Green Valley Town Wards 1 & 2	0
Hartland Town	0
Herman Town Wards 1 & 2	0
Hutchins Town	0
Lessor Town Wards 1 & 2	1
Maple Grove Town Wards 1 & 2	0
Morris Town Wards 1 & 2	0
Navarino Town	1
Pella Town	1
Red Springs Town	3
Richmond Town Wards 1 - 3	1

Wisconsin State Elections Board
Canvass - Reporting Unit Detail
Fall Democratic Primary Election - 09/12/2006

Menominee-Shawano County District Attorney

DEM
Scattering

Shawano County

Seneca Town	0
Washington Town Wards 1 & 2	0
Waukechon Town Wards 1 & 2	0
Wescott Town Wards 1 - 5	0
Wittenberg Town Wards 1 & 2	1
Aniwa Village	0
Birnamwood Village Ward 1	0
Bonduel Village Wards 1 & 2	1
Bowler Village	1
Cecil Village	0
Eland Village	0
Gresham Village	0
Mattoon Village	0
Pulaski Village Wards 4 & 7	0
Tigerton Village	0
Wittenberg Village Wards 1 & 2	0
Marion City Wards 4 - 6	0
Shawano City Wards 1 & 2	0
Shawano City Wards 3 & 4	0
Shawano City Wards 5 & 6	0
Shawano City Wards 7 & 8	0
Shawano City Wards 9 & 10	0
Shawano City Wards 11 & 12	0

County Totals :	11	11
Office Totals :	11	11

Wisconsin State Elections Board
Canvass - Reporting Unit Detail
Fall Democratic Primary Election - 09/12/2006

Milwaukee County District Attorney

DEM	DEM	DEM
Larraine McNamara-McGraw	John T. Chisholm	Scattering

Milwaukee County

Bayside Village Wards 1 & 4	47	84	0
Bayside Village Wards 2 & 5	57	146	0
Bayside Village Wards 3 & 7	53	138	1
Brown Deer Village Wards 1 - 9	387	716	4
Fox Point Village Wards 1 - 4	81	265	1
Fox Point Village Wards 5 - 9	125	369	0
Greendale Village Wards 1 & 2	48	201	0
Greendale Village Wards 3 & 4	98	207	1
Greendale Village Wards 5 & 6	73	220	0
Greendale Village Wards 7 & 8	64	215	0
Greendale Village Wards 9 & 10	105	251	0
Hales Corners Village Wards 1 - 3	44	162	2
Hales Corners Village Wards 4 - 6	34	123	1
Hales Corners Village Wards 7 - 9	63	158	0
River Hills Village Ward 1	10	21	0
River Hills Village Wards 2 & 3	36	82	1
Shorewood Village Wards 1 - 4	181	446	0
Shorewood Village Wards 5 - 8	168	383	0
Shorewood Village Wards 9 - 12	154	333	0
West Milwaukee Village Wards 1, 2 & 5	17	65	0
West Milwaukee Village Wards 3, 4 & 6	32	68	0
Whitefish Bay Village Wards 1 & 2	53	178	0
Whitefish Bay Village Wards 3 & 4	61	160	0
Whitefish Bay Village Wards 5 & 6	49	172	0
Whitefish Bay Village Wards 7 & 8	79	185	0
Whitefish Bay Village Ward 9	36	93	1
Whitefish Bay Village Ward 10	35	122	0
Whitefish Bay Village Wards 11 & 12	73	218	0

Wisconsin State Elections Board
Canvass - Reporting Unit Detail
Fall Democratic Primary Election - 09/12/2006

Milwaukee County District Attorney

DEM	DEM	DEM
Larraine McNamara-McGraw	John T. Chisholm	Scattering

Milwaukee County

Cudahy City Wards 1 - 3	98	234	0
Cudahy City Wards 4 - 6	101	180	0
Cudahy City Wards 7 - 9	41	83	0
Cudahy City Ward 10	48	113	0
Cudahy City Wards 11 & 12	45	107	0
Cudahy City Wards 13 & 14	56	101	0
Cudahy City Ward 15	71	206	0
Franklin City Wards 1 - 4	104	231	0
Franklin City Wards 5 - 8	96	257	0
Franklin City Wards 9 - 12	110	226	0
Franklin City Wards 13 - 16	78	230	1
Franklin City Wards 17 - 20	77	206	1
Franklin City Wards 21 - 24	126	323	1
Glendale City Ward 1	39	58	2
Glendale City Wards 2 & 8	122	205	0
Glendale City Wards 3 & 9	67	192	0
Glendale City Wards 4 & 10	101	222	0
Glendale City Wards 5 & 11	112	232	0
Glendale City Wards 6 & 12	80	143	0
Glendale City Ward 7	38	65	0
Greenfield City Ward 1	42	97	0
Greenfield City Ward 2	40	87	0
Greenfield City Ward 3	32	74	0
Greenfield City Ward 4	43	54	0
Greenfield City Ward 5	55	102	0
Greenfield City Ward 6	22	90	0
Greenfield City Ward 7	67	109	0
Greenfield City Ward 8	52	103	0

Wisconsin State Elections Board
Canvass - Reporting Unit Detail
Fall Democratic Primary Election - 09/12/2006

Milwaukee County District Attorney

DEM	DEM	DEM
Larraine McNamara-McGraw	John T. Chisholm	Scattering

Milwaukee County

Greenfield City Ward 9	48	107	0
Greenfield City Ward 10	28	51	0
Greenfield City Ward 11	35	121	0
Greenfield City Ward 12	28	81	0
Greenfield City Ward 13	18	60	0
Greenfield City Ward 14	39	76	1
Greenfield City Ward 15	13	40	0
Greenfield City Ward 16	15	58	0
Greenfield City Ward 17	48	64	0
Greenfield City Ward 18	33	104	0
Greenfield City Ward 19	63	172	0
Greenfield City Ward 20	41	118	0
Greenfield City Ward 21	26	65	0
Milwaukee City Ward 1	82	72	2
Milwaukee City Ward 2	48	30	0
Milwaukee City Ward 3	66	52	0
Milwaukee City Ward 4	25	13	0
Milwaukee City Ward 5	18	14	0
Milwaukee City Ward 6	32	34	0
Milwaukee City Ward 7	33	25	0
Milwaukee City Ward 8	43	26	1
Milwaukee City Ward 9	28	18	0
Milwaukee City Ward 10	37	47	0
Milwaukee City Ward 11	53	27	1
Milwaukee City Ward 12	57	25	0
Milwaukee City Ward 13	40	29	0
Milwaukee City Ward 14	40	41	1
Milwaukee City Ward 15	92	56	1

Wisconsin State Elections Board
Canvass - Reporting Unit Detail
Fall Democratic Primary Election - 09/12/2006

Milwaukee County District Attorney

DEM	DEM	DEM
Larraine McNamara-McGraw	John T. Chisholm	Scattering

Milwaukee County

Milwaukee City Ward 16	67	22	0
Milwaukee City Ward 17	136	104	1
Milwaukee City Ward 18	80	42	1
Milwaukee City Ward 19	67	37	0
Milwaukee City Ward 20	25	23	0
Milwaukee City Ward 21	33	44	0
Milwaukee City Ward 22	22	26	0
Milwaukee City Ward 23	24	40	0
Milwaukee City Ward 24	42	36	0
Milwaukee City Ward 25	38	42	0
Milwaukee City Ward 26	41	60	0
Milwaukee City Ward 27	59	89	0
Milwaukee City Ward 28	31	35	0
Milwaukee City Ward 29	45	31	0
Milwaukee City Ward 30	47	46	1
Milwaukee City Ward 31	70	81	1
Milwaukee City Ward 32	50	38	1
Milwaukee City Ward 33	74	54	1
Milwaukee City Ward 34	38	36	0
Milwaukee City Ward 35	74	41	0
Milwaukee City Ward 36	58	80	1
Milwaukee City Ward 37	83	249	1
Milwaukee City Ward 38	58	198	0
Milwaukee City Ward 39	25	24	1
Milwaukee City Ward 40	74	144	1
Milwaukee City Ward 41	165	162	0
Milwaukee City Ward 42	134	275	0
Milwaukee City Ward 43	56	128	1

Wisconsin State Elections Board
Canvass - Reporting Unit Detail
Fall Democratic Primary Election - 09/12/2006

Milwaukee County District Attorney

DEM	DEM	DEM
Larraine McNamara-McGraw	John T. Chisholm	Scattering

Milwaukee County

Milwaukee City Ward 44	32	104	0
Milwaukee City Ward 45	30	66	0
Milwaukee City Ward 46	49	54	0
Milwaukee City Ward 47	28	54	0
Milwaukee City Ward 48	64	71	0
Milwaukee City Ward 49	54	87	0
Milwaukee City Ward 50	47	120	2
Milwaukee City Ward 51	90	137	0
Milwaukee City Ward 52	52	94	0
Milwaukee City Ward 53	70	100	0
Milwaukee City Ward 54	103	174	0
Milwaukee City Ward 55	41	66	1
Milwaukee City Ward 56	93	168	0
Milwaukee City Ward 57	45	55	0
Milwaukee City Ward 58	62	188	0
Milwaukee City Ward 59	33	102	0
Milwaukee City Ward 60	28	50	0
Milwaukee City Ward 61	19	25	0
Milwaukee City Ward 62	3	3	0
Milwaukee City Ward 63	3	18	0
Milwaukee City Ward 64	43	32	0
Milwaukee City Ward 65	14	21	0
Milwaukee City Ward 66	11	18	0
Milwaukee City Ward 67	42	14	0
Milwaukee City Ward 68	22	33	2
Milwaukee City Ward 69	13	10	0
Milwaukee City Ward 70	59	68	0
Milwaukee City Ward 71	40	48	0

Wisconsin State Elections Board
Canvass - Reporting Unit Detail
Fall Democratic Primary Election - 09/12/2006

Milwaukee County District Attorney

DEM	DEM	DEM
Lorraine McNamara-McGraw	John T. Chisholm	Scattering

Milwaukee County

Milwaukee City Ward 72	19	28	0
Milwaukee City Ward 73	37	22	1
Milwaukee City Ward 74	15	21	0
Milwaukee City Ward 75	21	41	0
Milwaukee City Ward 76	28	68	0
Milwaukee City Ward 77	41	71	1
Milwaukee City Ward 78	28	37	1
Milwaukee City Ward 79	32	48	0
Milwaukee City Ward 80	21	47	0
Milwaukee City Ward 81	60	81	0
Milwaukee City Ward 82	28	67	0
Milwaukee City Ward 83	38	56	1
Milwaukee City Ward 84	26	70	1
Milwaukee City Ward 85	29	99	0
Milwaukee City Ward 86	29	118	0
Milwaukee City Ward 87	23	80	0
Milwaukee City Ward 88	37	68	1
Milwaukee City Ward 89	47	75	2
Milwaukee City Ward 90	38	73	1
Milwaukee City Ward 91	24	104	2
Milwaukee City Ward 92	50	130	0
Milwaukee City Ward 93	28	95	0
Milwaukee City Ward 94	36	142	1
Milwaukee City Ward 95	78	60	1
Milwaukee City Ward 96	16	22	0
Milwaukee City Ward 97	63	32	0
Milwaukee City Ward 98	48	17	0
Milwaukee City Ward 99	37	12	0

Wisconsin State Elections Board
Canvass - Reporting Unit Detail
Fall Democratic Primary Election - 09/12/2006

Milwaukee County District Attorney

DEM	DEM	DEM
Larraine McNamara-McGraw	John T. Chisholm	Scattering

Milwaukee County

Milwaukee City Ward 100	52	33	0
Milwaukee City Ward 101	45	20	1
Milwaukee City Ward 102	48	56	0
Milwaukee City Ward 103	70	63	1
Milwaukee City Ward 104	40	20	2
Milwaukee City Ward 105	89	85	0
Milwaukee City Ward 106	52	22	0
Milwaukee City Ward 107	55	22	0
Milwaukee City Ward 108	59	38	0
Milwaukee City Ward 109	64	34	0
Milwaukee City Ward 110	90	81	0
Milwaukee City Ward 111	79	43	0
Milwaukee City Ward 112	51	29	0
Milwaukee City Ward 113	65	57	0
Milwaukee City Ward 114	38	28	0
Milwaukee City Ward 115	95	46	1
Milwaukee City Ward 116	27	16	0
Milwaukee City Ward 117	80	58	0
Milwaukee City Ward 118	62	54	1
Milwaukee City Ward 119	51	58	0
Milwaukee City Ward 120	64	76	0
Milwaukee City Ward 121	34	28	0
Milwaukee City Ward 122	28	29	0
Milwaukee City Ward 123	46	51	0
Milwaukee City Ward 124	50	63	0
Milwaukee City Ward 125	33	50	0
Milwaukee City Ward 126	21	37	2
Milwaukee City Ward 127	37	26	0

Wisconsin State Elections Board
Canvass - Reporting Unit Detail
Fall Democratic Primary Election - 09/12/2006

Milwaukee County District Attorney

DEM	DEM	DEM
Larraine McNamara-McGraw	John T. Chisholm	Scattering

Milwaukee County

Milwaukee City Ward 128	85	52	0
Milwaukee City Ward 129	49	24	0
Milwaukee City Ward 130	20	12	0
Milwaukee City Ward 131	20	6	0
Milwaukee City Ward 132	19	11	0
Milwaukee City Ward 133	13	11	0
Milwaukee City Ward 134	39	20	0
Milwaukee City Ward 135	37	60	0
Milwaukee City Ward 136	34	45	0
Milwaukee City Ward 137	13	37	0
Milwaukee City Ward 138	22	59	0
Milwaukee City Ward 139	2	7	0
Milwaukee City Ward 140	23	29	0
Milwaukee City Ward 141	20	25	0
Milwaukee City Ward 142	14	44	0
Milwaukee City Ward 143	8	32	0
Milwaukee City Ward 144	24	79	0
Milwaukee City Ward 145	42	90	0
Milwaukee City Ward 146	26	114	0
Milwaukee City Ward 147	58	62	1
Milwaukee City Ward 148	60	113	0
Milwaukee City Ward 149	100	121	3
Milwaukee City Ward 150	27	29	0
Milwaukee City Ward 151	32	34	1
Milwaukee City Ward 152	69	64	1
Milwaukee City Ward 153	19	31	0
Milwaukee City Ward 154	52	45	0
Milwaukee City Ward 155	81	81	1

Wisconsin State Elections Board
Canvass - Reporting Unit Detail
Fall Democratic Primary Election - 09/12/2006

Milwaukee County District Attorney

DEM	DEM	DEM
Larraine McNamara-McGraw	John T. Chisholm	Scattering

Milwaukee County

Milwaukee City Ward 156	43	47	0
Milwaukee City Ward 157	74	72	0
Milwaukee City Ward 158	55	47	0
Milwaukee City Ward 159	24	34	0
Milwaukee City Ward 160	7	3	0
Milwaukee City Ward 161	21	25	0
Milwaukee City Ward 162	41	33	0
Milwaukee City Ward 163	42	31	0
Milwaukee City Ward 164	30	9	0
Milwaukee City Ward 165	59	30	0
Milwaukee City Ward 166	45	13	2
Milwaukee City Ward 167	59	21	1
Milwaukee City Ward 168	75	37	0
Milwaukee City Ward 169	50	33	0
Milwaukee City Ward 170	90	38	1
Milwaukee City Ward 171	87	64	0
Milwaukee City Ward 172	96	47	0
Milwaukee City Ward 173	26	13	0
Milwaukee City Ward 174	20	19	0
Milwaukee City Ward 175	31	13	0
Milwaukee City Ward 176	19	16	0
Milwaukee City Ward 177	38	11	0
Milwaukee City Ward 178	28	15	0
Milwaukee City Ward 179	46	19	0
Milwaukee City Ward 180	48	18	0
Milwaukee City Ward 181	12	13	0
Milwaukee City Ward 182	11	33	0
Milwaukee City Ward 183	12	42	0

Wisconsin State Elections Board
Canvass - Reporting Unit Detail
Fall Democratic Primary Election - 09/12/2006

Milwaukee County District Attorney

DEM	DEM	DEM
Larraine McNamara-McGraw	John T. Chisholm	Scattering

Milwaukee County

Milwaukee City Ward 184	54	132	0
Milwaukee City Ward 185	21	92	0
Milwaukee City Ward 186	24	76	1
Milwaukee City Ward 187	32	76	0
Milwaukee City Ward 188	48	153	0
Milwaukee City Ward 189	38	132	0
Milwaukee City Ward 190	58	143	0
Milwaukee City Ward 191	33	114	0
Milwaukee City Ward 192	46	203	0
Milwaukee City Ward 193	32	122	0
Milwaukee City Ward 194	20	72	0
Milwaukee City Ward 195	15	83	0
Milwaukee City Ward 196	43	116	2
Milwaukee City Ward 197	44	207	1
Milwaukee City Ward 198	47	129	0
Milwaukee City Ward 199	33	95	0
Milwaukee City Ward 200	57	208	1
Milwaukee City Ward 201	34	50	0
Milwaukee City Ward 202	12	13	1
Milwaukee City Ward 203	10	19	0
Milwaukee City Ward 204	7	5	0
Milwaukee City Ward 205	5	4	0
Milwaukee City Ward 206	10	12	0
Milwaukee City Ward 207	3	8	0
Milwaukee City Ward 208	6	13	0
Milwaukee City Ward 209	16	14	0
Milwaukee City Ward 210	13	19	0
Milwaukee City Ward 211	6	12	0

Wisconsin State Elections Board
Canvass - Reporting Unit Detail
Fall Democratic Primary Election - 09/12/2006

Milwaukee County District Attorney

DEM	DEM	DEM
Larraine McNamara-McGraw	John T. Chisholm	Scattering

Milwaukee County

Milwaukee City Ward 212	12	11	0
Milwaukee City Ward 213	16	13	0
Milwaukee City Ward 214	9	13	0
Milwaukee City Ward 215	10	9	0
Milwaukee City Ward 216	49	117	0
Milwaukee City Ward 217	48	140	0
Milwaukee City Ward 218	38	86	0
Milwaukee City Ward 219	28	67	0
Milwaukee City Ward 220	27	97	0
Milwaukee City Ward 221	71	112	0
Milwaukee City Ward 222	40	99	0
Milwaukee City Ward 223	46	76	0
Milwaukee City Ward 224	44	113	0
Milwaukee City Ward 225	34	87	0
Milwaukee City Ward 226	30	54	0
Milwaukee City Ward 227	12	35	0
Milwaukee City Ward 228	41	184	0
Milwaukee City Ward 229	54	139	0
Milwaukee City Ward 230	45	199	2
Milwaukee City Ward 231	65	218	1
Milwaukee City Ward 232	63	161	0
Milwaukee City Ward 233	34	82	0
Milwaukee City Ward 234	37	89	0
Milwaukee City Ward 235	21	46	0
Milwaukee City Ward 236	50	97	1
Milwaukee City Ward 237	52	93	2
Milwaukee City Ward 238	66	177	0
Milwaukee City Ward 239	41	127	0

Wisconsin State Elections Board
Canvass - Reporting Unit Detail
Fall Democratic Primary Election - 09/12/2006

Milwaukee County District Attorney

DEM	DEM	DEM
Larraine McNamara-McGraw	John T. Chisholm	Scattering

Milwaukee County

Milwaukee City Ward 240	40	94	1
Milwaukee City Ward 241	25	44	1
Milwaukee City Ward 242	29	64	0
Milwaukee City Ward 243	25	31	0
Milwaukee City Ward 244	16	30	0
Milwaukee City Ward 245	41	65	0
Milwaukee City Ward 246	13	39	0
Milwaukee City Ward 247	24	64	0
Milwaukee City Ward 248	26	52	1
Milwaukee City Ward 249	34	84	0
Milwaukee City Ward 250	45	107	1
Milwaukee City Ward 251	52	105	0
Milwaukee City Ward 252	46	149	0
Milwaukee City Ward 253	51	190	0
Milwaukee City Ward 254	32	105	0
Milwaukee City Ward 255	49	149	1
Milwaukee City Ward 256	50	121	0
Milwaukee City Ward 257	36	82	0
Milwaukee City Ward 258	58	82	0
Milwaukee City Ward 259	75	98	0
Milwaukee City Ward 260	10	6	0
Milwaukee City Ward 261	57	72	2
Milwaukee City Ward 263	19	21	0
Milwaukee City Ward 264	80	114	0
Milwaukee City Ward 265	56	74	1
Milwaukee City Ward 266	45	94	0
Milwaukee City Ward 267	118	192	0
Milwaukee City Ward 268	51	102	0

Wisconsin State Elections Board
Canvass - Reporting Unit Detail
Fall Democratic Primary Election - 09/12/2006

Milwaukee County District Attorney

DEM	DEM	DEM
Larraine McNamara-McGraw	John T. Chisholm	Scattering

Milwaukee County

Milwaukee City Ward 269	65	102	2
Milwaukee City Ward 270	24	27	0
Milwaukee City Ward 271	53	87	0
Milwaukee City Ward 272	17	33	0
Milwaukee City Ward 273	76	170	1
Milwaukee City Ward 275	42	130	0
Milwaukee City Ward 276	89	255	0
Milwaukee City Ward 277	34	95	1
Milwaukee City Ward 278	44	113	0
Milwaukee City Ward 279	52	52	0
Milwaukee City Ward 280	38	91	0
Milwaukee City Ward 281	20	39	1
Milwaukee City Ward 282	33	166	0
Milwaukee City Ward 283	21	64	0
Milwaukee City Ward 284	35	84	0
Milwaukee City Ward 285	28	85	0
Milwaukee City Ward 286	24	57	0
Milwaukee City Ward 287	30	62	0
Milwaukee City Ward 288	29	72	1
Milwaukee City Ward 289	47	78	0
Milwaukee City Ward 290	17	14	0
Milwaukee City Ward 291	14	17	0
Milwaukee City Ward 292	19	32	0
Milwaukee City Ward 293	5	9	0
Milwaukee City Ward 294	10	18	0
Milwaukee City Ward 295	18	38	0
Milwaukee City Ward 296	18	37	1
Milwaukee City Ward 297	31	18	0

Wisconsin State Elections Board
Canvass - Reporting Unit Detail
Fall Democratic Primary Election - 09/12/2006

Milwaukee County District Attorney

DEM	DEM	DEM
Larraine McNamara-McGraw	John T. Chisholm	Scattering

Milwaukee County

Milwaukee City Ward 298	33	18	0
Milwaukee City Ward 299	48	18	1
Milwaukee City Ward 300	21	15	0
Milwaukee City Ward 301	20	10	0
Milwaukee City Ward 302	45	18	1
Milwaukee City Ward 303	45	28	0
Milwaukee City Ward 304	41	22	0
Milwaukee City Ward 305	19	40	0
Milwaukee City Ward 306	14	18	0
Milwaukee City Ward 307	21	42	0
Milwaukee City Ward 308	8	13	0
Milwaukee City Ward 309	38	23	0
Milwaukee City Ward 310	24	22	1
Milwaukee City Ward 311	24	15	0
Milwaukee City Ward 312	11	22	0
Milwaukee City Ward 313	76	34	0
Milwaukee City Ward 314	55	35	0
Oak Creek City Wards 1 - 3	82	193	1
Oak Creek City Wards 4 - 6	85	147	0
Oak Creek City Wards 7 - 9	95	226	0
Oak Creek City Wards 10 - 12	116	209	1
Oak Creek City Wards 13 - 15	99	236	0
Oak Creek City Wards 16 - 18	84	175	0
St Francis City Wards 1 - 4	68	139	0
St Francis City Wards 5 - 8	100	176	0
St Francis City Wards 9 - 12	107	278	0
South Milwaukee City Wards 1 & 2	85	224	0
South Milwaukee City Wards 3 & 4	56	98	1

Wisconsin State Elections Board
Canvass - Reporting Unit Detail
Fall Democratic Primary Election - 09/12/2006

Milwaukee County District Attorney

DEM	DEM	DEM
Larraine McNamara-McGraw	John T. Chisholm	Scattering

Milwaukee County

South Milwaukee City Wards 5 & 6	80	128	0
South Milwaukee City Wards 7 & 8	72	105	0
South Milwaukee City Wards 9 & 10	92	178	1
South Milwaukee City Wards 11 & 12	77	167	0
South Milwaukee City Wards 13 & 14	94	176	0
South Milwaukee City Wards 15 & 16	104	197	1
Wauwatosa City Ward 1	56	141	0
Wauwatosa City Ward 2	41	141	1
Wauwatosa City Ward 3	53	142	3
Wauwatosa City Ward 4	69	224	0
Wauwatosa City Ward 5	61	187	1
Wauwatosa City Ward 6	15	67	0
Wauwatosa City Ward 7	52	168	0
Wauwatosa City Ward 8	36	90	0
Wauwatosa City Ward 9	51	139	0
Wauwatosa City Ward 10	63	151	1
Wauwatosa City Ward 11	53	180	0
Wauwatosa City Ward 12	42	192	0
Wauwatosa City Ward 13	26	69	0
Wauwatosa City Ward 14	43	186	0
Wauwatosa City Ward 15	58	147	1
Wauwatosa City Ward 16	47	208	0
Wauwatosa City Ward 17	35	157	0
Wauwatosa City Ward 18	43	90	2
Wauwatosa City Ward 19	64	171	0
Wauwatosa City Ward 20	61	219	0
Wauwatosa City Ward 21	19	58	0
Wauwatosa City Ward 22	50	153	1

Wisconsin State Elections Board
Canvass - Reporting Unit Detail
Fall Democratic Primary Election - 09/12/2006

Milwaukee County District Attorney

DEM	DEM	DEM
Larraine McNamara-McGraw	John T. Chisholm	Scattering

Milwaukee County

Wauwatosa City Ward 23	41	122	0
Wauwatosa City Ward 24	84	120	0
West Allis City Ward 1	34	70	0
West Allis City Ward 2	39	56	0
West Allis City Ward 3	27	48	0
West Allis City Ward 4	21	55	1
West Allis City Ward 5	21	59	0
West Allis City Ward 6	30	67	0
West Allis City Ward 7	37	86	0
West Allis City Ward 8	29	69	0
West Allis City Ward 9	22	53	0
West Allis City Ward 10	33	68	0
West Allis City Ward 11	25	63	0
West Allis City Ward 12	29	52	1
West Allis City Ward 13	62	56	0
West Allis City Ward 14	33	69	0
West Allis City Ward 15	47	75	0
West Allis City Ward 16	19	57	0
West Allis City Ward 17	33	89	0
West Allis City Ward 18	33	64	0
West Allis City Ward 19	36	76	0
West Allis City Ward 20	34	49	0
West Allis City Ward 21	30	76	0
West Allis City Ward 22	32	69	1
West Allis City Ward 23	48	83	0
West Allis City Ward 24	23	68	0
West Allis City Ward 25	48	89	0
West Allis City Ward 26	44	86	0

Wisconsin State Elections Board
Canvass - Reporting Unit Detail
Fall Democratic Primary Election - 09/12/2006

Milwaukee County District Attorney

DEM	DEM	DEM
Larraine McNamara-McGraw	John T. Chisholm	Scattering

Milwaukee County

West Allis City Ward 27	19	86	1
West Allis City Ward 28	24	91	0
West Allis City Ward 29	39	103	1
West Allis City Ward 30	40	122	0
West Allis City Ward 31	23	78	0
West Allis City Ward 32	14	37	0
West Allis City Ward 33	30	76	0
West Allis City Ward 34	0	0	0
West Allis City Ward 35	6	26	0

County Totals :	61,254	21,212	39,920	122
Office Totals :	61,254	21,212	39,920	122

Wisconsin State Elections Board
Canvass - Reporting Unit Detail
Fall Democratic Primary Election - 09/12/2006

Monroe County District Attorney

DEM
Scattering

Monroe County

Adrian Town	0
Angelo Town Wards 1 - 3	0
Byron Town Wards 1 & 2	0
Clifton Town	0
Glendale Town	0
Grant Town	0
Greenfield Town	0
Jefferson Town	0
Lafayette Town Wards 1 & 2	0
La Grange Town Wards 1 - 3	1
Leon Town	1
Lincoln Town	0
Little Falls Town Wards 1 & 2	0
New Lyme Town	0
Oakdale Town	0
Portland Town	0
Ridgeville Town	1
Scott Town	0
Sheldon Town	1
Sparta Town Wards 1 - 4	0
Tomah Town Wards 1 & 2	0
Wellington Town Wards 1 & 2	0
Wells Town	0
Wilton Town Wards 1 - 3	0
Cashton Village Wards 1 & 2	0
Kendall Village	2
Melvina Village	0
Norwalk Village	3

Wisconsin State Elections Board
Canvass - Reporting Unit Detail
Fall Democratic Primary Election - 09/12/2006

Monroe County District Attorney

DEM
Scattering

Monroe County

Oakdale Village	0
Warrens Village	0
Wilton Village	0
Wyeville Village	0
Sparta City Wards 1 - 17	0
Tomah City Wards 1 - 16	0

County Totals :	9	9
Office Totals :	9	9

Wisconsin State Elections Board
Canvass - Reporting Unit Detail
Fall Democratic Primary Election - 09/12/2006

Oconto County District Attorney

DEM
Scattering

Oconto County

Abrams Town Wards 1 - 4	0
Bagley Town	0
Brazeau Town Wards 1 - 3	1
Breed Town	0
Chase Town Wards 1 - 4	0
Doty Town Wards 1 & 2	0
Gillett Town Wards 1 & 2	0
How Town Wards 1 - 3	0
Lakewood Town	1
Lena Town Wards 1 & 2	0
Little River Town Wards 1 & 2	0
Little Suamico Town Wards 1 - 7	1
Maple Valley Town Wards 1 & 2	0
Morgan Town	0
Mountain Town Wards 1 & 2	2
Oconto Town Wards 1 - 3	0
Oconto Falls Town Wards 1 & 2	0
Pensaukee Town Wards 1 - 3	1
Riverview Town Wards 1 & 2	0
Spruce Town Wards 1 & 2	0
Stiles Town Wards 1 - 3	0
Townsend Town	0
Underhill Town	0
Lena Village	0
Pulaski Village Ward 5	0
Suring Village	1
Gillett City Wards 1 - 4	0
Oconto City Wards 1 - 8	1

Wisconsin State Elections Board
Canvass - Reporting Unit Detail
Fall Democratic Primary Election - 09/12/2006

Oconto County District Attorney

DEM
Scattering

Oconto County

Oconto Falls City Wards 1 - 5	0
-------------------------------	---

County Totals : 8 8

Office Totals : 8 8

Wisconsin State Elections Board
Canvass - Reporting Unit Detail
Fall Democratic Primary Election - 09/12/2006

Oneida County District Attorney

DEM
Scattering

Oneida County

Cassian Town Wards 1 & 2	0
Crescent Town Wards 1 - 3	0
Enterprise Town	0
Hazelhurst Town Wards 1 & 2	0
Lake Tomahawk Town Wards 1 & 2	0
Little Rice Town	1
Lynne Town	0
Minocqua Town Wards 1 - 6	0
Monico Town	0
Newbold Town Wards 1 - 4	0
Newbold Town Ward 5	0
Nokomis Town Wards 1 & 2	0
Pelican Town Wards 1 - 5	0
Piehl Town	0
Pine Lake Town Wards 1 - 4	0
Schoepke Town	0
Stella Town	1
Sugar Camp Town Wards 1 & 2	0
Three Lakes Town Wards 1 - 3	0
Woodboro Town	0
Woodruff Town Wards 1 - 3	0
Rhinelanders City Wards 1 & 2	0
Rhinelanders City Wards 3 & 4	0
Rhinelanders City Wards 5 - 7	0
Rhinelanders City Wards 8 & 9	0
Rhinelanders City Wards 10 & 11	0
Rhinelanders City Wards 12 - 14	0
Rhinelanders City Wards 15 - 17	0

Wisconsin State Elections Board
Canvass - Reporting Unit Detail
Fall Democratic Primary Election - 09/12/2006

Oneida County District Attorney

DEM
Scattering

Oneida County

Rhinelanders City Wards 18 - 20	0
---------------------------------	---

County Totals :	2	2
Office Totals :	2	2

Wisconsin State Elections Board
Canvass - Reporting Unit Detail
Fall Democratic Primary Election - 09/12/2006

Pepin County District Attorney

DEM	DEM
Jon D. Seifert	Scattering

Pepin County

Albany Town	36	0
Durand Town Wards 1 & 2	76	0
Frankfort Town Wards 1 & 2	16	0
Lima Town Wards 1 & 2	68	0
Pepin Town Wards 1 & 2	70	0
Stockholm Town	27	1
Waterville Town Wards 1 & 2	73	0
Waubeeek Town	43	0
Pepin Village Wards 1 & 2	100	0
Stockholm Village	21	0
Durand City Wards 1 - 3	189	1

County Totals : 721 719 2

Office Totals : 721 719 2

Wisconsin State Elections Board
Canvass - Reporting Unit Detail
Fall Democratic Primary Election - 09/12/2006

Pierce County District Attorney

DEM	DEM
John M. O'Boyle	Scattering

Pierce County

Clifton Town Wards 1 & 2	64	0
Diamond Bluff Town	37	1
Ellsworth Town Wards 1 & 2	93	0
El Paso Town Wards 1 & 2	45	0
Gilman Town	66	1
Hartland Town	53	1
Isabelle Town	13	0
Maiden Rock Town	50	0
Martell Town Wards 1 & 2	76	1
Oak Grove Town Wards 1 & 2	64	1
River Falls Town Wards 1 - 3	144	0
Rock Elm Town	33	0
Salem Town Wards 1 & 2	38	0
Spring Lake Town Wards 1 & 2	33	0
Trenton Town Wards 1 & 2	109	2
Trimbelle Town Wards 1 & 2	86	3
Union Town	45	0
Bay City Village	41	0
Ellsworth Village Wards 1 - 4	207	3
Elmwood Village	59	0
Maiden Rock Village	10	0
Plum City Village	52	0
Spring Valley Village Wards 1 & 2	81	0
Prescott City Wards 1 - 4	174	1
River Falls City Wards 3 & 4	56	1
River Falls City Wards 5 - 7	132	2
River Falls City Wards 8 - 10	35	1
River Falls City Wards 11 & 12	84	0

Wisconsin State Elections Board
Canvass - Reporting Unit Detail
Fall Democratic Primary Election - 09/12/2006

Pierce County District Attorney

DEM	DEM
John M. O'Boyle	Scattering

Pierce County

County Totals :	1,998	1,980	18
Office Totals :	1,998	1,980	18

Wisconsin State Elections Board
Canvass - Reporting Unit Detail
Fall Democratic Primary Election - 09/12/2006

Polk County District Attorney

DEM	DEM	DEM
Dan Steffen	Karen R. Olson	Scattering

Polk County

Alden Town Wards 1 - 3	114	71	0
Apple River Town Wards 1 & 2	134	59	1
Balsam Lake Town Wards 1 & 2	127	57	0
Beaver Town	43	20	0
Black Brook Town Wards 1 & 2	82	33	0
Bone Lake Town	49	44	0
Clam Falls Town	34	34	1
Clayton Town	78	45	0
Clear Lake Town Wards 1 & 2	37	25	0
Eureka Town Wards 1 & 2	85	48	1
Farmington Town Wards 1 & 2	85	16	0
Garfield Town Wards 1 - 3	121	39	0
Georgetown Town Wards 1 & 2	86	53	0
Johnstown Town	23	19	0
Laketown Town	75	51	0
Lincoln Town Wards 1 - 4	206	96	0
Lorain Town	11	17	0
Luck Town Wards 1 & 2	70	46	0
McKinley Town	18	18	0
Milltown Town Wards 1 & 2	88	59	0
Osceola Town Wards 1 - 4	173	30	0
St Croix Falls Town Wards 1 & 2	62	14	0
Sterling Town	34	13	0
West Sweden Town Wards 1 & 2	46	22	0
Balsam Lake Village	56	29	0
Centuria Village	40	15	0
Clayton Village	80	25	0
Clear Lake Village Wards 1 - 3	51	23	0

Wisconsin State Elections Board
Canvass - Reporting Unit Detail
Fall Democratic Primary Election - 09/12/2006

Polk County District Attorney

DEM	DEM	DEM
Dan Steffen	Karen R. Olson	Scattering

Polk County

Dresser Village	92	46	0
Frederic Village Wards 1 & 2	71	67	0
Luck Village Wards 1 & 2	56	31	0
Milltown Village	172	34	0
Osceola Village Wards 1 - 3	4	1	0
Turtle Lake Village Ward 2	135	48	0
Amery City Wards 1 & 2	137	73	0
Amery City Wards 3 - 5	3,057	1,461	0
St Croix Falls City Wards 1 - 3	0	0	0

County Totals :	8,617	5,832	2,782	3
Office Totals :	8,617	5,832	2,782	3

Wisconsin State Elections Board
Canvass - Reporting Unit Detail
Fall Democratic Primary Election - 09/12/2006

Portage County District Attorney

DEM	DEM
Thomas B. Eagon	Scattering

Portage County

Alban Town	109	0
Almond Town	48	0
Amherst Town Wards 1 & 2	102	0
Belmont Town	36	0
Buena Vista Town Wards 1 & 2	56	0
Carson Town Wards 1 & 2	122	0
Dewey Town	60	0
Eau Pleine Town	84	0
Grant Town Wards 1 & 2	40	0
Grant Town Ward 3	18	0
Hull Town Wards 1 - 8	345	0
Lanark Town Wards 1 & 2	97	1
Linwood Town Wards 1 & 2	82	0
New Hope Town	113	0
Pine Grove Town Wards 1 & 2	39	0
Plover Town Wards 1 & 4	43	0
Plover Town Wards 2 & 3	68	0
Sharon Town Wards 1 - 3	225	2
Stockton Town Wards 1 - 4	152	0
Almond Village	31	0
Amherst Village	48	0
Amherst Junction Village	27	0
Junction City Village	81	0
Milladore Village Ward 2	0	0
Nelsonville Village	22	0
Park Ridge Village	71	0
Plover Village Wards 1 - 9	462	0
Plover Village Ward 10	1	0

Wisconsin State Elections Board
Canvass - Reporting Unit Detail
Fall Democratic Primary Election - 09/12/2006

Portage County District Attorney

DEM	DEM
Thomas B. Eagon	Scattering

Portage County

Rosholt Village	67	0
Whiting Village Wards 1 - 4	170	0
Stevens Point City Wards 1 & 2	114	0
Stevens Point City Wards 3 & 4	59	0
Stevens Point City Wards 5 & 6	51	0
Stevens Point City Wards 7 & 8	107	0
Stevens Point City Wards 9 & 10	109	0
Stevens Point City Wards 11 & 12	128	1
Stevens Point City Wards 13 & 14	172	0
Stevens Point City Wards 15 & 16	190	2
Stevens Point City Wards 17 & 18	134	0
Stevens Point City Wards 19 & 20	104	0
Stevens Point City Wards 21 & 22	78	0

County Totals :	4,071	4,065	6
Office Totals :	4,071	4,065	6

Wisconsin State Elections Board
Canvass - Reporting Unit Detail
Fall Democratic Primary Election - 09/12/2006

Price County District Attorney

DEM	DEM
Mark T. Fuhr	Scattering

Price County

Catawba Town	26	0
Eisenstein Town Wards 1 & 2	90	0
Elk Town Wards 1 - 3	128	0
Emery Town	33	0
Fifield Town Wards 1 & 2	100	0
Flambeau Town	56	0
Georgetown Town	21	0
Hackett Town Wards 1 & 2	21	0
Harmony Town	30	0
Hill Town	16	0
Kennan Town	23	0
Knox Town Wards 1 & 2	24	0
Lake Town Wards 1 & 2	114	0
Ogema Town Wards 1 & 2	70	0
Prentice Town Wards 1 & 2	33	0
Spirit Town	18	0
Worcester Town Wards 1 - 4	201	0
Catawba Village	12	0
Kennan Village	11	0
Prentice Village	34	0
Park Falls City Ward 1	62	0
Park Falls City Ward 2	51	0
Park Falls City Ward 3	18	0
Park Falls City Ward 4	31	0
Park Falls City Ward 5	44	0
Park Falls City Ward 6	40	0
Park Falls City Ward 7	43	0
Phillips City Ward 1	21	0

Wisconsin State Elections Board
Canvass - Reporting Unit Detail
Fall Democratic Primary Election - 09/12/2006

Price County District Attorney

DEM	DEM
Mark T. Fuhr	Scattering

Price County

Phillips City Ward 2	38	0
Phillips City Ward 3	39	0
Phillips City Ward 4	14	0
Phillips City Ward 5	40	0

County Totals :	1,502	1,502	0
Office Totals :	1,502	1,502	0

Wisconsin State Elections Board
Canvass - Reporting Unit Detail
Fall Democratic Primary Election - 09/12/2006

Racine County District Attorney

DEM
Scattering

Racine County

Burlington Town Wards 1 - 8	0
Burlington Town Wards 9 - 12	0
Dover Town Wards 1 - 8	0
Norway Town Wards 1 - 11	0
Raymond Town Wards 1 - 5	0
Rochester Town Wards 1 - 5	0
Waterford Town Wards 1 - 10	0
Yorkville Town Wards 1 - 5	0
Caledonia Village Wards 1 - 3	0
Caledonia Village Wards 4, 20 & 21	0
Caledonia Village Wards 5, 6 & 18	0
Caledonia Village Wards 7 - 9 & 19	0
Caledonia Village Wards 10 - 12, 16 & 17	0
Caledonia Village Wards 13 - 15	0
Elmwood Park Village	0
Mount Pleasant Village Wards 1, 2 & 16	0
Mount Pleasant Village Wards 3 - 5	0
Mount Pleasant Village Ward 6	0
Mount Pleasant Village Ward 7	0
Mount Pleasant Village Wards 8 & 9	0
Mount Pleasant Village Wards 10 - 12	0
Mount Pleasant Village Wards 13 & 15	0
Mount Pleasant Village Ward 14	0
Mount Pleasant Village Wards 17, 18 & 20	0
Mount Pleasant Village Wards 19, 21 & 23	0
Mount Pleasant Village Ward 22	0
North Bay Village	0
Rochester Village Wards 1 & 2	0

Wisconsin State Elections Board
Canvass - Reporting Unit Detail
Fall Democratic Primary Election - 09/12/2006

Racine County District Attorney

DEM
Scattering

Racine County

Sturtevant Village Wards 1 - 6	0
Union Grove Village Wards 1 - 7	0
Waterford Village Wards 1 - 7	0
Wind Point Village Wards 1 - 3	0
Burlington City Wards 1 - 8	0
Burlington City Wards 9 - 16	1
Racine City Ward 1	0
Racine City Ward 2	0
Racine City Ward 3	0
Racine City Ward 4	0
Racine City Ward 5	0
Racine City Ward 6	0
Racine City Ward 7	0
Racine City Ward 8	0
Racine City Ward 9	0
Racine City Ward 10	0
Racine City Ward 11	0
Racine City Ward 12	0
Racine City Ward 13	0
Racine City Ward 14	0
Racine City Ward 15	0
Racine City Ward 16	0
Racine City Ward 17	0
Racine City Ward 18	0
Racine City Ward 19	0
Racine City Ward 20	0
Racine City Ward 21	0
Racine City Ward 22	0

Wisconsin State Elections Board
Canvass - Reporting Unit Detail
Fall Democratic Primary Election - 09/12/2006

Racine County District Attorney

DEM
Scattering

Racine County

Racine City Ward 23	0
Racine City Ward 24	0
Racine City Ward 25	0
Racine City Ward 26	0
Racine City Ward 27	0
Racine City Ward 28	0
Racine City Ward 29	0
Racine City Ward 30	0
Racine City Ward 31	0
Racine City Ward 32	0
Racine City Ward 33	0
Racine City Ward 34	0

County Totals :	1	1
Office Totals :	1	1

Wisconsin State Elections Board
Canvass - Reporting Unit Detail
Fall Democratic Primary Election - 09/12/2006

Rock County District Attorney

DEM	DEM
David J. O'Leary	Scattering

Rock County

Avon Town	24	0
Beloit Town Wards 1 - 3	76	0
Beloit Town Wards 4 & 5	43	0
Beloit Town Wards 6 - 9	111	0
Bradford Town	30	0
Center Town	42	0
Clinton Town	24	0
Fulton Town Wards 1 - 4	175	0
Harmony Town Wards 1 - 5	96	0
Janesville Town Wards 1 - 5	140	0
Janesville Town Ward 6	3	0
Johnstown Town	42	0
La Prairie Town Wards 1 & 2	41	0
Lima Town Wards 1 & 2	53	0
Magnolia Town	64	0
Milton Town Wards 1 - 5	105	0
Newark Town Wards 1 & 2	36	0
Plymouth Town Wards 1 & 2	40	0
Porter Town	78	0
Rock Town Wards 1 - 7	128	0
Spring Valley Town	25	0
Turtle Town Wards 1 & 4	10	0
Turtle Town Wards 2 & 3	38	0
Union Town Wards 1 & 2	137	0
Clinton Village Wards 1 - 3	51	0
Footville Village	46	0
Orfordville Village Wards 1 & 2	57	1
Beloit City Ward 1	22	0

Wisconsin State Elections Board
Canvass - Reporting Unit Detail
Fall Democratic Primary Election - 09/12/2006

Rock County District Attorney

DEM	DEM
David J. O'Leary	Scattering

Rock County

Beloit City Ward 2	46	0
Beloit City Ward 3	41	0
Beloit City Ward 4	38	0
Beloit City Ward 5	49	0
Beloit City Ward 6	26	0
Beloit City Ward 7	28	0
Beloit City Ward 8	9	0
Beloit City Ward 9	23	0
Beloit City Ward 10	23	0
Beloit City Ward 11	19	0
Beloit City Ward 12	6	0
Beloit City Ward 13	30	0
Beloit City Ward 14	31	0
Beloit City Ward 15	46	2
Beloit City Ward 16	32	0
Beloit City Ward 17	14	0
Beloit City Ward 18	23	0
Beloit City Ward 19	41	0
Beloit City Ward 20	55	0
Beloit City Ward 21	42	0
Beloit City Ward 22	43	0
Beloit City Ward 23	81	1
Beloit City Ward 24	21	1
Brodhead City Ward 7	1	0
Edgerton City Wards 1 - 6	273	1
Evansville City Wards 1 - 8	373	0
Janesville City Ward 1	145	1
Janesville City Ward 2	102	1

Wisconsin State Elections Board
Canvass - Reporting Unit Detail
Fall Democratic Primary Election - 09/12/2006

Rock County District Attorney

DEM	DEM
David J. O'Leary	Scattering

Rock County

Janesville City Ward 3	91	2
Janesville City Ward 4	102	0
Janesville City Ward 5	131	1
Janesville City Ward 6	101	0
Janesville City Ward 7	191	0
Janesville City Ward 8	124	2
Janesville City Ward 9	44	1
Janesville City Ward 10	144	0
Janesville City Ward 11	109	0
Janesville City Ward 12	122	0
Janesville City Ward 13	165	0
Janesville City Ward 14	118	2
Janesville City Ward 15	78	1
Janesville City Ward 16	46	0
Janesville City Ward 17	72	0
Janesville City Ward 18	152	0
Janesville City Ward 19	127	0
Janesville City Ward 20	131	1
Janesville City Ward 21	125	0
Janesville City Ward 22	92	0
Janesville City Ward 23	108	0
Janesville City Ward 24	114	2
Janesville City Ward 25	3	0
Janesville City Ward 26	18	0
Janesville City Ward 27	3	0
Janesville City Ward 28	0	0
Janesville City Ward 29	0	0
Janesville City Ward 30	0	0

Wisconsin State Elections Board
Canvass - Reporting Unit Detail
Fall Democratic Primary Election - 09/12/2006

Rock County District Attorney

DEM	DEM
David J. O'Leary	Scattering

Rock County

Janesville City Ward 31	0	0
Janesville City Ward 32	0	0
Milton City Wards 1 - 8	229	1

County Totals :	6,159	6,138	21
Office Totals :	6,159	6,138	21

Wisconsin State Elections Board
Canvass - Reporting Unit Detail
Fall Democratic Primary Election - 09/12/2006

Rusk County District Attorney

DEM	DEM
Kathleen A. Pakes	Scattering

Rusk County

Atlanta Town	63	0
Big Bend Town	81	0
Big Falls Town	24	2
Cedar Rapids Town	6	0
Dewey Town	71	0
Flambeau Town Wards 1 - 3	125	0
Grant Town Wards 1 & 2	103	0
Grow Town	38	0
Hawkins Town	25	0
Hubbard Town	32	0
Lawrence Town	17	0
Marshall Town Wards 1 & 2	36	0
Murry Town	31	0
Richland Town Wards 1 & 2	25	0
Rusk Town Wards 1 & 2	88	0
South Fork Town	20	0
Strickland Town	44	0
Stubbs Town	75	0
Thornapple Town Wards 1 & 2	72	0
True Town	35	0
Washington Town	44	0
Wilkinson Town	8	0
Willard Town	42	0
Wilson Town	12	0
Bruce Village Wards 1 & 2	100	0
Conrath Village	14	0
Glen Flora Village	8	0
Hawkins Village	38	0

Wisconsin State Elections Board
Canvass - Reporting Unit Detail
Fall Democratic Primary Election - 09/12/2006

Rusk County District Attorney

DEM	DEM
Kathleen A. Pakes	Scattering

Rusk County

Ingram Village	12	0
Sheldon Village	29	0
Tony Village	10	0
Weyerhaeuser Village Wards 1 & 2	42	0
Ladysmith City Wards 1 - 14	398	2

County Totals : 1,772 1,768 4

Office Totals : 1,772 1,768 4

Wisconsin State Elections Board
Canvass - Reporting Unit Detail
Fall Democratic Primary Election - 09/12/2006

St. Croix County District Attorney

DEM
Scattering

St. Croix County

Baldwin Town	0
Cady Town	0
Cylon Town	0
Eau Galle Town Wards 1 & 2	0
Emerald Town Wards 1 & 2	0
Erin Prairie Town	0
Forest Town	0
Glenwood Town	1
Hammond Town Ward 1	0
Hudson Town Wards 1 - 11	0
Kinnickinnic Town Wards 1 - 3	0
Pleasant Valley Town	1
Richmond Town Wards 1 - 3	0
Rush River Town	0
St Joseph Town Wards 1 - 7	0
Somerset Town Wards 1, 3 - 5	0
Somerset Town Ward 2	0
Springfield Town	0
Stanton Town Wards 1 & 2	0
Star Prairie Town Wards 1 - 5	0
Troy Town Wards 1 - 7	0
Warren Town Wards 1 & 2	0
Baldwin Village Wards 1 - 5	0
Deer Park Village	0
Hammond Village Wards 1 & 2	0
North Hudson Village Wards 1 - 6	0
Roberts Village Wards 1 & 2	0
Somerset Village Wards 1 & 2	0

Wisconsin State Elections Board
Canvass - Reporting Unit Detail
Fall Democratic Primary Election - 09/12/2006

St. Croix County District Attorney

DEM
Scattering

St. Croix County

Star Prairie Village	0
Spring Valley Village Ward 3	0
Wilson Village	0
Woodville Village Wards 1 & 2	0
Glenwood City City Wards 1 & 2	0
Hudson City Wards 1 - 14	0
New Richmond City Wards 1 - 6	0
New Richmond City Wards 7 - 13	0
River Falls City Wards 1 & 2	0

County Totals : 2 2

Office Totals : 2 2

Wisconsin State Elections Board
Canvass - Reporting Unit Detail
Fall Democratic Primary Election - 09/12/2006

Sheboygan County District Attorney

DEM	DEM
Joe DeCecco	Scattering

Sheboygan County

Greenbush Town Wards 1 - 4	70	0
Herman Town Wards 1 - 3	58	0
Holland Town Wards 1 - 4	69	0
Lima Town Wards 1 - 4	85	0
Lyndon Town Wards 1 & 2	49	0
Mitchell Town Wards 1 & 2	55	0
Mosel Town	58	0
Plymouth Town Wards 1 - 4	128	0
Rhine Town Wards 1 - 3	103	0
Russell Town	12	0
Scott Town Wards 1 & 2	47	0
Sheboygan Town Wards 1, 3 & 4	126	0
Sheboygan Town Ward 2	50	0
Sheboygan Town Wards 5 - 7	205	0
Sheboygan Falls Town Wards 1 & 2	51	0
Sherman Town Wards 1 & 2	37	0
Wilson Town Wards 1 - 4	192	0
Adell Village	27	0
Cascade Village	39	0
Cedar Grove Village Wards 1 & 2	34	0
Elkhart Lake Village Wards 1 - 3	69	0
Glenbeulah Village	34	0
Howards Grove Village Wards 1 - 3	128	0
Kohler Village Wards 1 - 3	100	0
Oostburg Village Wards 1 - 4	46	0
Random Lake Village Wards 1 & 2	49	1
Waldo Village	23	0
Plymouth City Wards 1 - 3	88	0

Wisconsin State Elections Board
Canvass - Reporting Unit Detail
Fall Democratic Primary Election - 09/12/2006

Sheboygan County District Attorney

DEM	DEM
Joe DeCecco	Scattering

Sheboygan County

Plymouth City Wards 4 & 5	92	0
Plymouth City Wards 6 - 8	96	0
Plymouth City Wards 9 & 10	54	0
Sheboygan City Ward 1	171	0
Sheboygan City Ward 2	161	2
Sheboygan City Ward 3	127	0
Sheboygan City Ward 4	131	0
Sheboygan City Ward 5	82	0
Sheboygan City Ward 6	192	1
Sheboygan City Ward 7	121	0
Sheboygan City Ward 8	180	0
Sheboygan City Ward 9	141	0
Sheboygan City Ward 10	173	0
Sheboygan City Ward 11	186	0
Sheboygan City Ward 12	157	0
Sheboygan City Ward 13	202	2
Sheboygan City Ward 14	228	1
Sheboygan City Ward 15	108	1
Sheboygan City Ward 16	80	1
Sheboygan City Ward 17	0	0
Sheboygan City Ward 18	0	0
Sheboygan City Ward 19	0	0
Sheboygan City Ward 20	0	0
Sheboygan City Ward 21	7	0
Sheboygan City Ward 22	0	0
Sheboygan City Ward 23	1	0
Sheboygan City Ward 24	0	0
Sheboygan City Ward 25	0	0

Wisconsin State Elections Board
Canvass - Reporting Unit Detail
Fall Democratic Primary Election - 09/12/2006

Sheboygan County District Attorney

DEM	DEM
Joe DeCecco	Scattering

Sheboygan County

Sheboygan Falls City Wards 1, 2 & 9	129	1
Sheboygan Falls City Wards 3 & 4	101	0
Sheboygan Falls City Wards 5 - 8	74	0
Sheboygan Falls City Ward 10	10	0

County Totals :	5,046	5,036	10
Office Totals :	5,046	5,036	10

Wisconsin State Elections Board
Canvass - Reporting Unit Detail
Fall Democratic Primary Election - 09/12/2006

Taylor County District Attorney

DEM	DEM
Christy Bleck	Scattering

Taylor County

Aurora Town	25	0
Browning Town Wards 1 & 2	44	0
Chelsea Town	51	1
Cleveland Town	10	0
Deer Creek Town Wards 1 & 2	23	0
Ford Town	22	0
Goodrich Town	17	0
Greenwood Town	57	1
Grover Town	9	0
Hammel Town Wards 1 & 2	56	0
Holway Town	21	0
Jump River Town	21	0
Little Black Town Wards 1 & 2	37	0
Maplehurst Town Wards 1 & 2	24	0
McKinley Town	9	0
Medford Town Wards 1 - 3	116	1
Molitor Town	35	0
Pershing Town	13	0
Rib Lake Town Wards 1 & 2	56	0
Roosevelt Town	26	0
Taft Town	14	0
Westboro Town	56	1
Gilman Village	26	0
Lublin Village	15	0
Rib Lake Village	88	1
Stetsonville Village	29	0
Medford City Wards 1 - 8	227	6

Wisconsin State Elections Board
Canvass - Reporting Unit Detail
Fall Democratic Primary Election - 09/12/2006

Taylor County District Attorney

DEM	DEM
Christy Bleck	Scattering

County Totals : 1,138 1,127 11

Office Totals : 1,138 1,127 11

Wisconsin State Elections Board
Canvass - Reporting Unit Detail
Fall Democratic Primary Election - 09/12/2006

Trempealeau County District Attorney

DEM	DEM
Jeri Marsolek	Scattering

Trempealeau County

Albion Town Wards 1 & 2	56	1
Arcadia Town Wards 1 - 3	212	0
Burnside Town Wards 1 & 2	88	2
Caledonia Town	68	0
Chimney Rock Town	43	0
Dodge Town	41	0
Ettrick Town Wards 1 & 2	204	0
Gale Town Wards 1 & 2	175	1
Hale Town Wards 1 - 3	160	0
Lincoln Town Wards 1 & 2	125	1
Pigeon Town Wards 1 & 2	108	0
Preston Town Wards 1 - 3	111	0
Sumner Town	60	0
Trempealeau Town Wards 1 - 3	192	0
Unity Town Wards 1 & 2	48	0
Eleva Village	71	0
Ettrick Village	100	0
Pigeon Falls Village	89	0
Strum Village Wards 1 & 2	122	4
Trempealeau Village Wards 1 & 2	193	0
Arcadia City Wards 1 - 3	243	2
Blair City Wards 1 - 3	143	0
Galesville City Wards 1 - 3	172	0
Independence City Wards 1 - 3	253	0
Osseo City Wards 1 - 4	150	0
Whitehall City Wards 1 - 4	300	0

Wisconsin State Elections Board
Canvass - Reporting Unit Detail
Fall Democratic Primary Election - 09/12/2006

Trempealeau County District Attorney

	DEM	DEM	
	Jeri Marsolek	Scattering	
Office Totals :	3,538	3,527	11

Wisconsin State Elections Board
Canvass - Reporting Unit Detail
Fall Democratic Primary Election - 09/12/2006

Vernon County District Attorney

DEM
Scattering

Vernon County

Bergen Town Wards 1 - 3	0
Christiana Town Wards 1 & 2	0
Clinton Town Wards 1 & 2	0
Coon Town Wards 1 & 2	0
Forest Town	0
Franklin Town	0
Genoa Town Wards 1 & 2	0
Greenwood Town	0
Hamburg Town Wards 1 & 2	0
Harmony Town	0
Hillsboro Town Wards 1 & 2	0
Jefferson Town Wards 1 - 4	1
Kickapoo Town	0
Liberty Town	0
Stark Town Wards 1 & 2	0
Sterling Town	0
Union Town Wards 1 & 2	0
Viroqua Town Wards 1 - 4	1
Webster Town	0
Wheatland Town	0
Whitestown Town	0
Chaseburg Village	0
Coon Valley Village	0
De Soto Village Ward 1	0
Genoa Village	0
La Farge Village	0
Ontario Village	0
Readstown Village	0

Wisconsin State Elections Board
Canvass - Reporting Unit Detail
Fall Democratic Primary Election - 09/12/2006

Vernon County District Attorney

DEM
Scattering

Vernon County

Stoddard Village	0
Viola Village Ward 1	0
Hillsboro City Wards 1 - 4	0
Viroqua City Wards 1 - 9	0
Westby City Wards 1 - 5	0

County Totals : 2 2

Office Totals : 2 2

Wisconsin State Elections Board
Canvass - Reporting Unit Detail
Fall Democratic Primary Election - 09/12/2006

Washburn County District Attorney

DEM
Scattering

Washburn County

Barronett Town Wards 1 & 2	0
Bashaw Town Wards 1 - 3	0
Bass Lake Town	0
Beaver Brook Town Wards 1 - 3	0
Birchwood Town Wards 1 & 2	0
Brooklyn Town	0
Casey Town	0
Chicog Town Wards 1 & 2	0
Crystal Town Wards 1 & 2	0
Evergreen Town Wards 1 & 2	0
Frog Creek Town	0
Gull Lake Town	0
Long Lake Town	0
Madge Town Wards 1 - 3	1
Minong Town Wards 1 & 2	0
Sarona Town	0
Spooner Town Wards 1 - 3	1
Springbrook Town	0
Stinnett Town	0
Stone Lake Town	0
Trego Town Wards 1 - 3	0
Birchwood Village	0
Minong Village	0
Spooner City Wards 1 - 5	3
Shell Lake City Ward 1	0
Shell Lake City Ward 2	0

Wisconsin State Elections Board
Canvass - Reporting Unit Detail
Fall Democratic Primary Election - 09/12/2006

Washburn County District Attorney



Office Totals :

5

5

Wisconsin State Elections Board
Canvass - Reporting Unit Detail
Fall Democratic Primary Election - 09/12/2006

Waupaca County District Attorney

DEM
Scattering

Waupaca County

Bear Creek Town	0
Caledonia Town Wards 1 & 2	0
Dayton Town Wards 1 - 4	0
Dupont Town Wards 1 & 2	0
Farmington Town Wards 1 - 6	0
Fremont Town	0
Harrison Town	0
Helvetia Town Wards 1 & 2	0
Iola Town Wards 1 & 2	0
Larrabee Town Wards 1 & 2	0
Lebanon Town Wards 1 & 2	0
Lind Town Wards 1 & 2	0
Little Wolf Town Wards 1 - 3	0
Matteson Town	1
Mukwa Town Wards 1 & 4	0
Mukwa Town Wards 2, 3 & 5	0
Royalton Town Wards 1 - 3	0
St Lawrence Town Wards 1 & 2	0
Scandinavia Town Wards 1 & 2	0
Union Town	0
Waupaca Town Wards 1 & 2	0
Weyauwega Town	0
Wyoming Town	0
Big Falls Village	0
Embarrass Village	0
Fremont Village	0
Iola Village Wards 1 - 3	0
Ogdensburg Village	0

Wisconsin State Elections Board
Canvass - Reporting Unit Detail
Fall Democratic Primary Election - 09/12/2006

Waupaca County District Attorney

DEM
Scattering

Waupaca County

Scandinavia Village	0
Clintonville City Wards 1 - 7	0
Manawa City Wards 1 - 3	0
Marion City Wards 1 - 3	0
New London City Wards 3, 4 & 8	0
New London City Wards 5, 9 & 10	0
New London City Wards 6 & 7	0
New London City Wards 11 & 12	0
Waupaca City Wards 1 - 13	0
Weyauwega City Wards 1 - 3	0

County Totals : 1 1

Office Totals : 1 1

Wisconsin State Elections Board
Canvass - Reporting Unit Detail
Fall Democratic Primary Election - 09/12/2006

Waushara County District Attorney


DEM
Scattering

Waushara County

Aurora Town	0
Bloomfield Town Wards 1 & 2	0
Coloma Town Wards 1 & 2	0
Dakota Town Wards 1 - 3	1
Deerfield Town Wards 1 & 2	0
Hancock Town	0
Leon Town Wards 1 - 3	0
Marion Town Wards 1 - 4	0
Mount Morris Town Wards 1 & 2	0
Oasis Town	1
Plainfield Town	1
Poysippi Town	0
Richford Town Wards 1 & 2	0
Rose Town	0
Saxeville Town Wards 1 & 2	1
Springwater Town Wards 1 - 3	0
Warren Town	0
Wautoma Town Wards 1 & 2	0
Coloma Village	0
Hancock Village	0
Lohrville Village	0
Plainfield Village Wards 1 & 2	0
Redgranite Village Wards 1 & 2	0
Wild Rose Village Wards 1 & 2	0
Berlin City Ward 7	0
Wautoma City Wards 1 - 4	0

Wisconsin State Elections Board
Canvass - Reporting Unit Detail
Fall Democratic Primary Election - 09/12/2006

Waushara County District Attorney



Office Totals : 4 4

Wisconsin State Elections Board
Canvass - Reporting Unit Detail
Fall Democratic Primary Election - 09/12/2006

Winnebago County District Attorney

DEM	DEM
Joseph J. Manske	Scattering

Winnebago County

Algoma Town Wards 1 - 12	183	1
Black Wolf Town Wards 1 - 3	111	0
Clayton Town Wards 1 - 4	135	0
Menasha Town Ward 1	42	0
Menasha Town Ward 2	87	0
Menasha Town Wards 3 & 4	79	0
Menasha Town Wards 5 & 6	139	0
Menasha Town Wards 7, 8, 10 & 13	169	0
Menasha Town Wards 9, 11 & 12	116	0
Neenah Town Wards 1 - 5	118	0
Nekimi Town Wards 1 & 2	29	1
Nepeuskun Town	45	1
Omro Town Wards 1 - 3	56	0
Oshkosh Town Wards 1 - 6	109	0
Poygan Town Wards 1 & 2	61	0
Rushford Town Wards 1 & 2	56	0
Utica Town Wards 1 & 2	42	0
Vinland Town Wards 1 - 3	97	0
Winchester Town Wards 1 & 2	84	0
Winneconne Town Wards 1 - 3	97	0
Wolf River Town Wards 1 & 2	65	0
Winneconne Village Wards 1 - 4	72	1
Appleton City Ward 38	36	0
Appleton City Ward 39	5	0
Appleton City Ward 49	0	0
Menasha City Wards 1 & 2	140	1
Menasha City Wards 3, 4, 7, 12 & 13	186	0
Menasha City Wards 5 & 6	186	2

Wisconsin State Elections Board
Canvass - Reporting Unit Detail
Fall Democratic Primary Election - 09/12/2006

Winnebago County District Attorney

DEM	DEM
Joseph J. Manske	Scattering

Winnebago County

Menasha City Wards 8 - 10, 14 & 18	143	0
Neenah City Wards 1 - 4	127	1
Neenah City Wards 5 - 8	142	0
Neenah City Wards 9 - 12	185	2
Neenah City Wards 13 - 16	150	2
Neenah City Wards 17 - 20	172	1
Neenah City Wards 21 - 24	180	0
Neenah City Wards 25, 26 & 31	8	0
Neenah City Wards 27, 28 & 33	0	0
Neenah City Wards 29 & 32	0	0
Neenah City Ward 30	0	0
Omro City Wards 1 - 7	104	0
Oshkosh City Ward 1	75	0
Oshkosh City Ward 2	85	0
Oshkosh City Ward 3	66	1
Oshkosh City Ward 4	23	0
Oshkosh City Ward 5	6	1
Oshkosh City Ward 6	5	0
Oshkosh City Ward 7	53	0
Oshkosh City Ward 8	126	2
Oshkosh City Ward 9	59	0
Oshkosh City Ward 10	70	0
Oshkosh City Ward 11	84	0
Oshkosh City Ward 12	28	0
Oshkosh City Ward 13	8	0
Oshkosh City Ward 14	14	0
Oshkosh City Ward 15	39	4
Oshkosh City Ward 16	30	1

Wisconsin State Elections Board
Canvass - Reporting Unit Detail
Fall Democratic Primary Election - 09/12/2006

Winnebago County District Attorney

DEM	DEM
Joseph J. Manske	Scattering

Winnebago County

Oshkosh City Ward 17	102	0
Oshkosh City Ward 18	64	0
Oshkosh City Ward 19	65	0
Oshkosh City Ward 20	51	0
Oshkosh City Ward 21	52	0
Oshkosh City Ward 22	68	0
Oshkosh City Ward 23	72	1
Oshkosh City Ward 24	90	1
Oshkosh City Ward 25	27	0
Oshkosh City Ward 26	125	0
Oshkosh City Ward 27	80	0
Oshkosh City Ward 28	74	0
Oshkosh City Ward 29	77	0
Oshkosh City Ward 30	47	0
Oshkosh City Ward 31	94	0
Oshkosh City Ward 32	139	1
Oshkosh City Ward 33	77	0
Oshkosh City Ward 34	0	0
Oshkosh City Ward 35	2	0
Oshkosh City Ward 36	0	0
Oshkosh City Ward 37	0	0
Oshkosh City Ward 38	4	0

County Totals :	5,862	5,837	25
Office Totals :	5,862	5,837	25